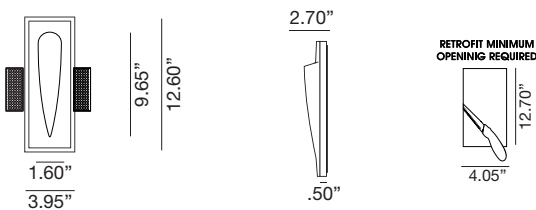



# LG-4005

## Wall Recessed Steplight LED



|                      |               |
|----------------------|---------------|
| Project Information: | Project Name: |
| Fixture Type:        | Location:     |

## HARMONY

### The Harmony LED Plaster Recessed Light

Revolutionary Plaster light fixture which allows for a truly seamless and trimless installation. Our fixtures are paintable and texturable using standard paint and paint colors.

LED lighting engine is high performance, low power that provides outstanding reliability and color quality/consistency. 2700K, 3000K color temperatures are available with 90 CRI.

- Life Rated for 40,000 hours at 70% lumen maintenance
- All testing reports are based on published industry procedures
- For best results, do not paint the inside of the fixture. If painting is necessary we recommend using a spraying technique. Painting with a brush will reveal brush strokes when illuminated.

## Quick Info



|   |   |
|---|---|
| <b>Application</b><br>New Construction / Remodeling |   |
| <b>Delivered Lumens</b><br>80 lm (1W)               | <b>Color Quality</b><br>90 CRI, 2-step SDCM                                 |
| <b>Color Temperature</b><br>2700K<br>3000K          | <b>Light Distribution</b><br>Stairway<br>Pathway                            |
| <b>Input Voltage</b><br>3V DC (Remote power supply) | <b>Dimming</b><br>TRIAC   |
| <b>Trims</b><br>Gypsum Flangeless (seamless)        |   |
| <b>Housing Ratings</b><br>N/A                       | <b>Module Ratings</b><br>Wet Location                                       |
| <b>Guarantee</b><br>40,000 hrs   3 years            | <b>Additional Dimming Options</b><br>0-10 / DALI Dimming / Lutron EcoSystem |

# LG-4005

## Wall Recessed Steplight LED

|                      |               |
|----------------------|---------------|
| Project Information: | Project Name: |
| Fixture Type:        | Location:     |

## Ordering Guide

### PRODUCT CODE

LG - 4005

### MODEL

☐ CL2-MR11 - 80 LUM

### COLOR TEMPERATURE

☐ 27K - 2700K

☐ 30K - 3000K (STANDARD)

### CRI

☐ 90 - 90 CRI

### BEAM SPREAD

☐ 38°

### DIMMING OPTION (Excluded from price)\*

☐ T - Triac (STANDARD)

☐ 0 - 10

☐ D - Dali

☐ Eco - Hi-lume Premier 0.1% EcoSystem LED driver with soft-on, fade-to-black dimming technology

### Example Number

LG-4005 CL2-MR11 30K 90 38 T

### Order Number

LG-4005 CL2-MR11 \_\_\_\_ 90 38 \_\_\_\_

\* REQUIRED - Zone schedule, please include in your request how many lights on each switch leg.

EXAMPLE:

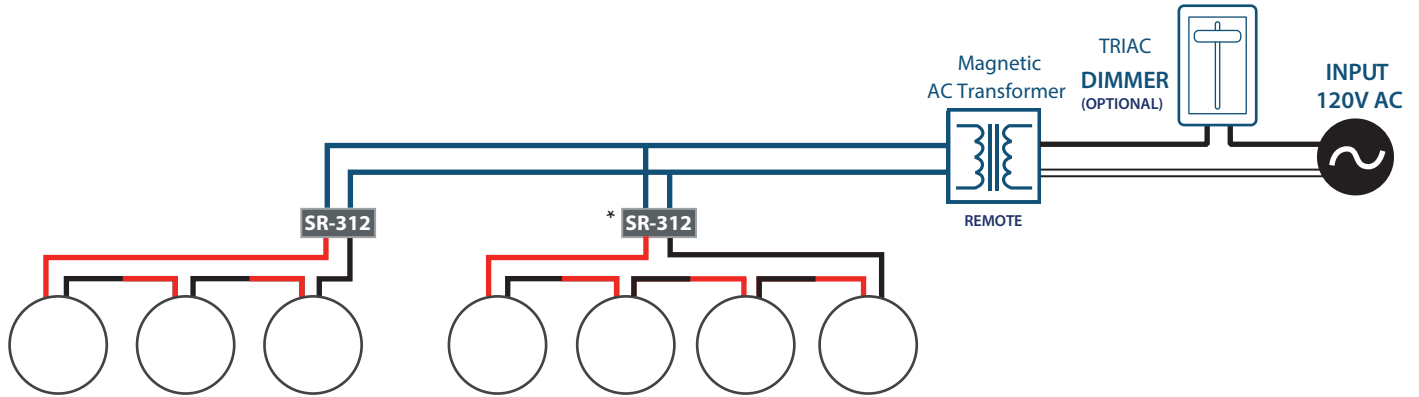
| Switch Leg | Fixture Qty |
|------------|-------------|
| 1          | 12          |
| 2          | 8           |
| 3          | 9           |
| 4          | 5           |

# LG-4005

Wall Recessed Steplight LED

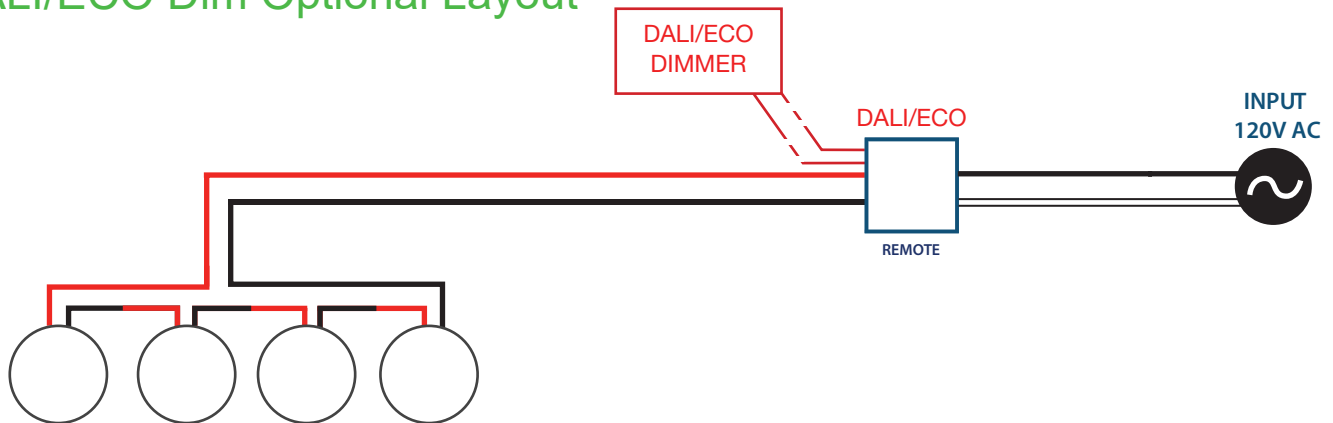
|                      |               |
|----------------------|---------------|
| Project Information: | Project Name: |
| Fixture Type:        | Location:     |

## TRIAC Dim Optional Layout



\*SR-312 carries a load of 2-5 fixtures

## DALI/ECO Dim Optional Layout



\* Carries a load of 4-16 fixtures

## 0-10 Dim Optional Layout

