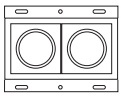


# LG-7002TL

## Multiple 2 Cell Narrow Trimless Recessed Downlight LED



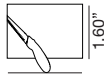
2.70"

3.60"



1.90"

RETRORT MINIMUM  
OPENING REQUIRED



2.70"

1.60"

Project Information:	Project Name:
Fixture Type:	Location:

## NARROWLINE

### Narrow Recessed Downlight LED - 1x2 Square


Revolutionary narrow recessed downlight available in slim trim or trimless. Its simplified retrofit installation can be used in both new and existing spaces.

LED lighting engine is high performance, low power that provides outstanding reliability and color quality/consistency. 2700K, 3000K, 3500K, 4000K, 5000K, and 6500K color temperatures are available with 95 CRI.

- Life Rated for 40,000 hours at 70% lumen maintenance
- All testing reports are based on published industry procedures



## Quick Info

<b>Application</b> New Construction / Remodeling	
<b>Delivered Lumens</b> Black Bevel - 256lm (4W) 2x2W   White Bevel - 356lm (4W) 2x2W	<b>Color Quality</b> 95 CRI, 2-step SDCM
<b>Color Temperature</b> 2700K    5000K 3000K    6500K 3500K 4000K	<b>Light Distribution</b> General
<b>Input Voltage</b> 120/277V	<b>Dimming</b> TRIAC/ELV
<b>Trims</b> Flangeless	<b>Junction Box</b> IC Rated - REMOTE
<b>Housing Ratings</b> N/A	<b>Module Ratings</b>  Wet Location
<b>Guarantee</b> 40,000 hrs   3 years	<b>Additional Dimming Options</b> 0-10 / DALI Dimming / Lutron EcoSystem

# LG-7002TL

Multiple 2 Cell Narrow  
Trimless Recessed Downlight LED

Project Information:	Project Name:
Fixture Type:	Location:

## Ordering Guide

### PRODUCT CODE

LG - 7002TL

### MOUNTING (OPTIONAL)

- ☐ N - New Construction Mounting Plate

### COLOR TEMPERATURE

- ☐ 27K - 2700K  
☐ 30K - 3000K (STANDARD)  
☐ 35K - 3500K  
☐ 40K - 4000K  
☐ 50K - 5000K  
☐ 65K - 6500K

### CRI

- ☐ 95 - 95 CRI

### BEAM SPREAD

- ☐ 15 °  
☐ 30 ° (STANDARD)  
☐ 45 °

### BEVEL COLOR

- ☐ BBL - Black (STANDARD)  
☐ BWH - White

### LENS OPTICAL

- ☐ SF - Soft Focus (STANDARD)  
☐ LI - Linear Spread  
☐ PR - Prismatic

### FRAME COLOR

- ☐ WH - White (STANDARD)  
☐ BL - Black

### DIMMING OPTION

- ☐ T - Triac/ELV (STANDARD)  
☐ D - DALI  
☐ ECO - (Hi - lume Premier 0.1% Eco System LED Driver with Soft-on, Fade-to-black dimming technology)  
☐ 0 - 10

### Example Number

LG-7002TL N 30K 95 30 SF BBL WH I

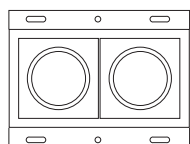
### Order Number

LG-7002TL \_ \_ \_ \_ \_

# LG-7002TL

Multiple 2 Cell Narrow  
Trimless Recessed Downlight LED

## TRIM



2.70"

3.60"



1.90"

Project Information:	Project Name:
Fixture Type:	Location:

LED TYPE	LED OSRAM	
BEVEL	Black	White
DELIVERED LUMENS	162	203
WATTS	2 x 2W	
CRI	95	
COLOR TEMPERATURE	2700K / 3000K / 35000K / 4000K / 5000K / 6500K	
VOLTAGE	120 V / 277 V	
DIMMING	<ul style="list-style-type: none"> <li>• TRIAC /ELV (Down to &gt; 1%) - STANDARD</li> <li>• 0 -10 v (Down to &gt; 5%)</li> <li>• Lutron (Hi-lume Premier 0.1 % Eco System LED Driver with Soft-on, Fade-to-black dimming technology) (Install remote, no junction box supplied)</li> <li>• DALI (Install remote, no junction box supplied)</li> </ul>	
POWER SUPPLY	Constant current driver 5.7-8.5V / 600mA	
BEAM SPREAD	15°/24°/38°/60°	
OPTICS	Soft Focus/ Linear Spread/ Prismatic	
ADJUSTABILITY	Non Adjustable	
JUNCTION BOX	IC RATED - Remote	
FINISH	Aluminum Powder Coated	

### Product Features

- Revolutionary flush mounted slim trim design offers consistent aesthetics
- Energy efficient LED light engines
- Dimmable with a variety of commonly used drivers
- Fixtures can be used with all Smart House Systems such as Lutron, Vantage, Control4, Crestron and others
- Easy installation for new construction and remodel applications
- IC Rated UL approved fixtures
- Wet location rated
- Driver included

# 1003-2

New Construction Plate  
For 7002 / 7002TL

