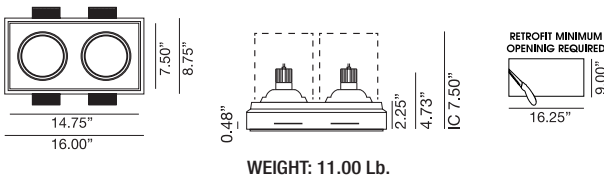


# LG-8005/2

## Multiple 6" Adjustable Recessed LED Downlight Double



WEIGHT: 11.00 Lb.

Project Information:	Project Name:
Fixture Type:	Location:

## HARMONY

### Flangeless Downlight LED - 1x2 Square

Harmony downlights are solid plaster lighting solutions made from gypsum, an abundant and stable mineral found in the Earth's crust. We use plaster to give you a seamless and trimless lighting application. Our innovative downlight is virtually maintenance free because its monolithic installation eliminates the need for touch ups after servicing. This light fixture does not need a mud-in ring on top of drywall, saving on materials and installation time. Our flangeless downlights are paintable, texturable, and manufactured at the highest possible level 5 plaster finish.

LED lighting engine is high performance, low power that provides outstanding reliability and color quality/consistency. 2700K, 3000K, 3500K, 4000K color temperatures are available with 95 CRI.

- Fixtures are offered with a choice of spot, narrow flood or flood beam pattern
- Life Rated for 40,000 hours at 70% lumen maintenance
- All testing reports are based on published industry procedures

## Quick Info



<b>Application</b> New Construction / Remodeling	
<b>Delivered Lumens</b> 1500 lm (15W)	<b>Color Quality</b> 95 CRI, 2-step SDCM
<b>Color Temperature</b> 2700K 3000K 3500K 4000K	<b>Light Distribution</b> General Wall Wash
<b>Input Voltage</b> 120/277V	<b>Dimming</b> TRIAC/ ELV
<b>Trims</b> Gypsum Flangeless (seamless)	<b>Adjustability</b> Adjustable 30° Max
<b>Housing Ratings</b> IC Rated / Air Tight / CCEA	<b>Module Ratings</b> ⚡ Damp Location
<b>Guarantee</b> 40,000 hrs   3 years	<b>Additional Dimming Options</b> 0-10 / DALI Dimming / Lutron EcoSystem

# LG-8005/2

Multiple 6" Adjustable  
Recessed LED Downlight Double

Project Information:	Project Name:
Fixture Type:	Location:

## Ordering Guide

### PRODUCT CODE

LG - 8005/2

### Example Number

LG-8005/2 CL2-15W 30K 95 42 MF T

### Order Number

LG-8005/2 \_\_\_\_\_

### MODEL

CL2-15W - 1500 LUM (STANDARD)

### COLOR TEMPERATURE

27K - 2700K

35K - 3500K

30K - 3000K (STANDARD)

40K - 4000K

### CRI

95 - 95 CRI

### BEAM SPREAD

11°

17°

26°

42° (STANDARD)

### LENS OPTICAL

FR - Frosted

MF - Middle Frosted (STANDARD)

### DIMMING OPTION

T - Triac/ELV (STANDARD)

D - DALI

ECO - (Hi - lume Premier 0.1% Eco System LED Driver with Soft-on, Fade-to-black dimming technology)

0 - 10

# LG-8005/2

Multiple 6" Adjustable  
Recessed LED Downlight Double

Project Information:	Project Name:
Fixture Type:	Location:

## ACCESSORIES



Frosted



Middle Frosted



11° Light Beam



17° Light Beam



26° Light Beam

# LG -1002

Universal Housing  
Narrow

## HOUSING



Project Information:	Project Name:
Fixture Type:	Location:

### INPUT 120/277V

HOUSING RATING - UL, cUL, IC-rated, Air Tight  
CCEA (Chicago Platinum)

DRIVER - In the housing

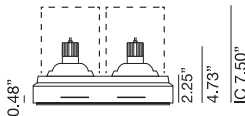
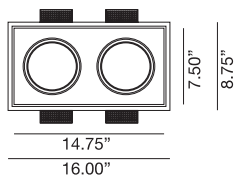
- TRIAC/ELV less than 1% (Standard)
- 0-10
- Lutron Hi-lume Premier 0.1% Eco System LED Driver with soft-on fade-to-black dimming technology
- DALI

MOUNTING - Narrow housing includes universal mounting brackets and hanger bars

# LG-8005/2

Multiple 6" Adjustable  
Recessed LED Downlight Double

## TRIM



WEIGHT: 11.00 Lb.



Project Information:	Project Name:
Fixture Type:	Location:

LED TYPE	CL2-15W PHILLIPS
DELIVERED LUMENS	2 x 1500
WATTS	2 x 15W
CRI	95
CRI OPTION	2700K / 3000K / 35000K / 4000K
VOLTAGE	120V / 277V
DIMMING	<ul style="list-style-type: none"> <li>• TRIAC /ELV (Down to &gt; 1%) - STANDARD</li> <li>• 0 -10 v (Down to &gt; 5%)</li> <li>• Lutron (Hi-lume Premier 0.1 % Eco System LED Driver with Soft-on, Fade-to-black dimming technology)</li> <li>• DALI</li> </ul>
POWER SUPPLY	Constant current driver 36Vdc /350mA
BEAM SPREAD	11°/17°/26°/42°
OPTICS	Frosted / Middle Frosted
ADJUSTABILITY	Adjustable 30° Max
HOUSING	IC RATED/AIR TIGHT/CCEA (CHICAGO PLENUM)
FINISH	GYPSUM/SEAMLESS

### Product Features

- Revolutionary flush mounted trimless & seamless design which offers consistent aesthetics
- Made out of Environmentally Friendly Plaster Materials
- Our plaster fixture can be painted fast and easy by simply using your standard paint colors.
- Energy efficient LED light engines
- Versatile field changeable optics
- Dimmable with a variety of commonly used drivers
- Fixtures can be used with all Smart House Systems such as Lutron, Vantage, Control4, Crestron and others
- Easy installation for new construction and remodel applications
- IC Rated UL approved fixtures
- Damp location & Air tight Rated
- Chicago Plenum Rated