

Report No.: LG-8011

Test Time: 2016-06-02 16:48

Luminaire Property

Luminaire Manufacturer:

Luminaire Category: LED

Lamp Catalog: CO

Lumens per Lamp: 1822

Luminous Width (mm): 70

Voltage: 109.8 V

Power: 21.30 W

Luminaire Description: AR-111

Number of Lamps: 1

Luminous Length (mm): 70

Luminous Height (mm): 3

Current: 0.195 A

Power Factor: 0.993

Photometric Results

CIE Class: Direct

Measurement Flux: 1456.9 lm

Downward Ratio: 79.96%

Field Angle: H31.9 V32.8

Luminaire Efficacy Rating (LER): 68

Max. Intensity: 8253.47 cd

Total Rated Lamp Lumens: 1822.0 lm

Efficiency: 79.96%

Upward Ratio: 0.00%

Beam Angle: H17.7 V17.7

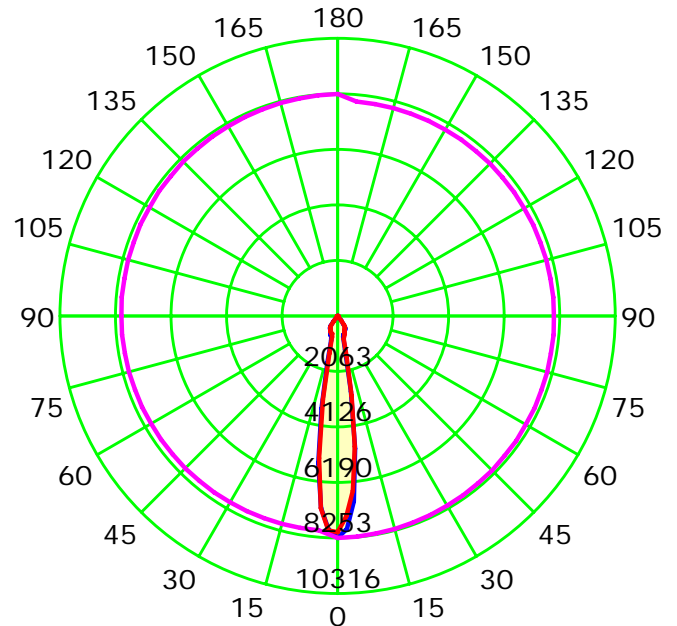
Central Intensity: 8253.47 cd

Pos of Max. Intensity: H0 V0

Picture Of Luminaire



Luminous Intensity Distribution Curve



Unit: cd

— C0-C180 — C90-C270 — G0

C Plane (°):0.0-360.0: 5.0

Test Lab:

Test Type: TYPE C

Temperature: 25

Operator: 1

Gamma Plane (°):0.0-90.0:2.5

Test Device: GPM-1600L

Distance: 8.961 m

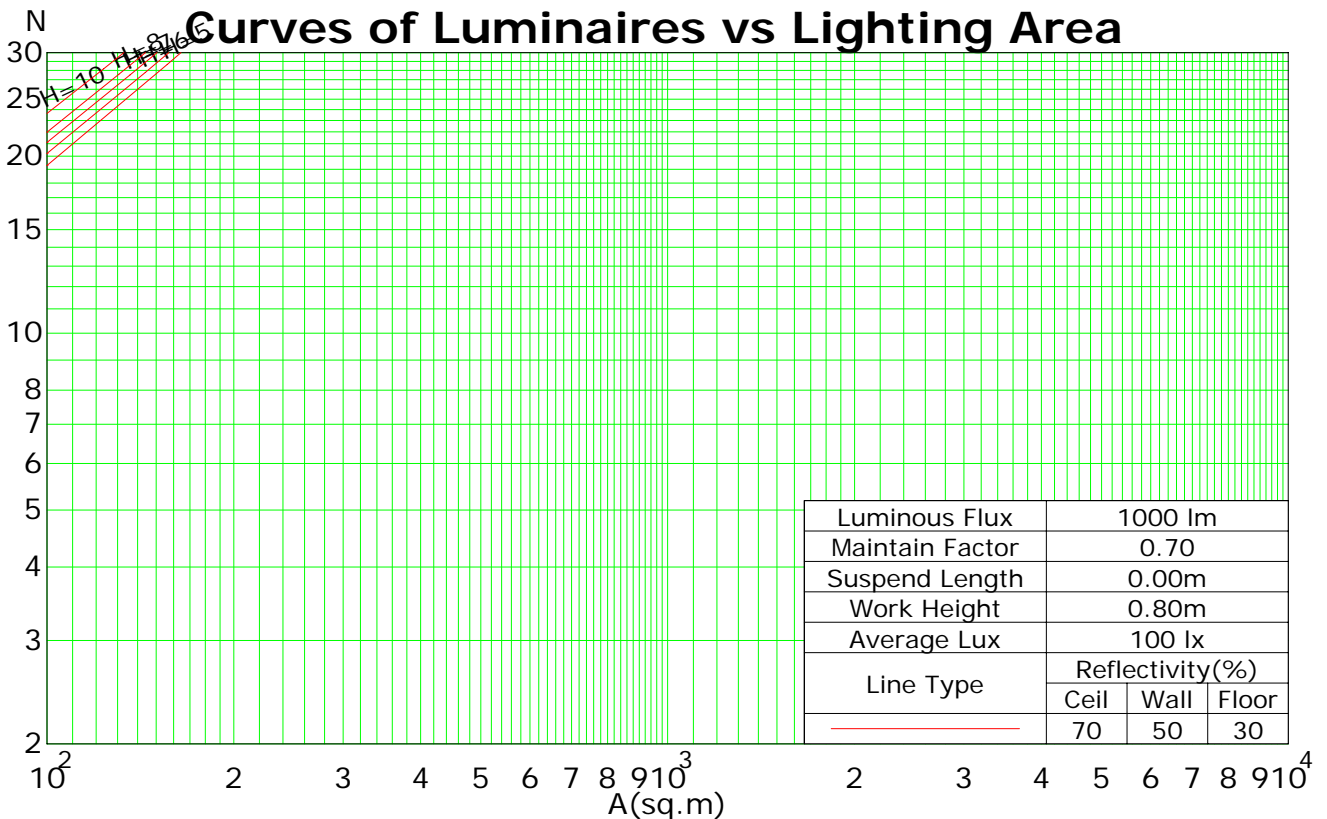
Humidity:

Inspector:

Coefficients Of Utilization - Zonal Cavity Method

RC	0.8	0.8	0.8	0.8	0.7	0.7	0.7	0.7	0.5	0.5	0.5	0.3	0.3	0.3	0.1	0.1	0.1	0
RW	0.7	0.5	0.3	0.1	0.7	0.5	0.3	0.1	0.5	0.3	0.1	0.5	0.3	0.1	0.5	0.3	0.1	0
RCCR	RF = 0.2																	
0	95	95	95	95	93	93	93	93	89	89	89	85	85	85	82	82	82	80
1	91	89	88	86	89	88	86	85	84	83	82	81	80	80	79	78	77	76
2	88	84	81	79	86	83	80	78	80	78	76	78	76	75	76	74	73	72
3	84	80	76	74	83	79	76	73	77	74	72	75	73	71	73	71	70	69
4	81	76	72	69	80	75	71	69	73	70	68	72	69	67	70	68	66	65
5	78	72	68	66	77	72	68	65	70	67	65	69	66	64	68	65	64	63
6	75	69	65	62	74	69	65	62	67	64	62	66	64	61	65	63	61	60
7	72	66	62	60	72	66	62	60	65	62	59	64	61	59	63	61	59	58
8	70	64	60	57	69	63	60	57	63	59	57	62	59	57	61	59	57	56
9	68	62	58	55	67	61	58	55	61	57	55	60	57	55	59	57	55	54
10	66	60	56	53	65	59	56	53	59	55	53	58	55	53	58	55	53	52

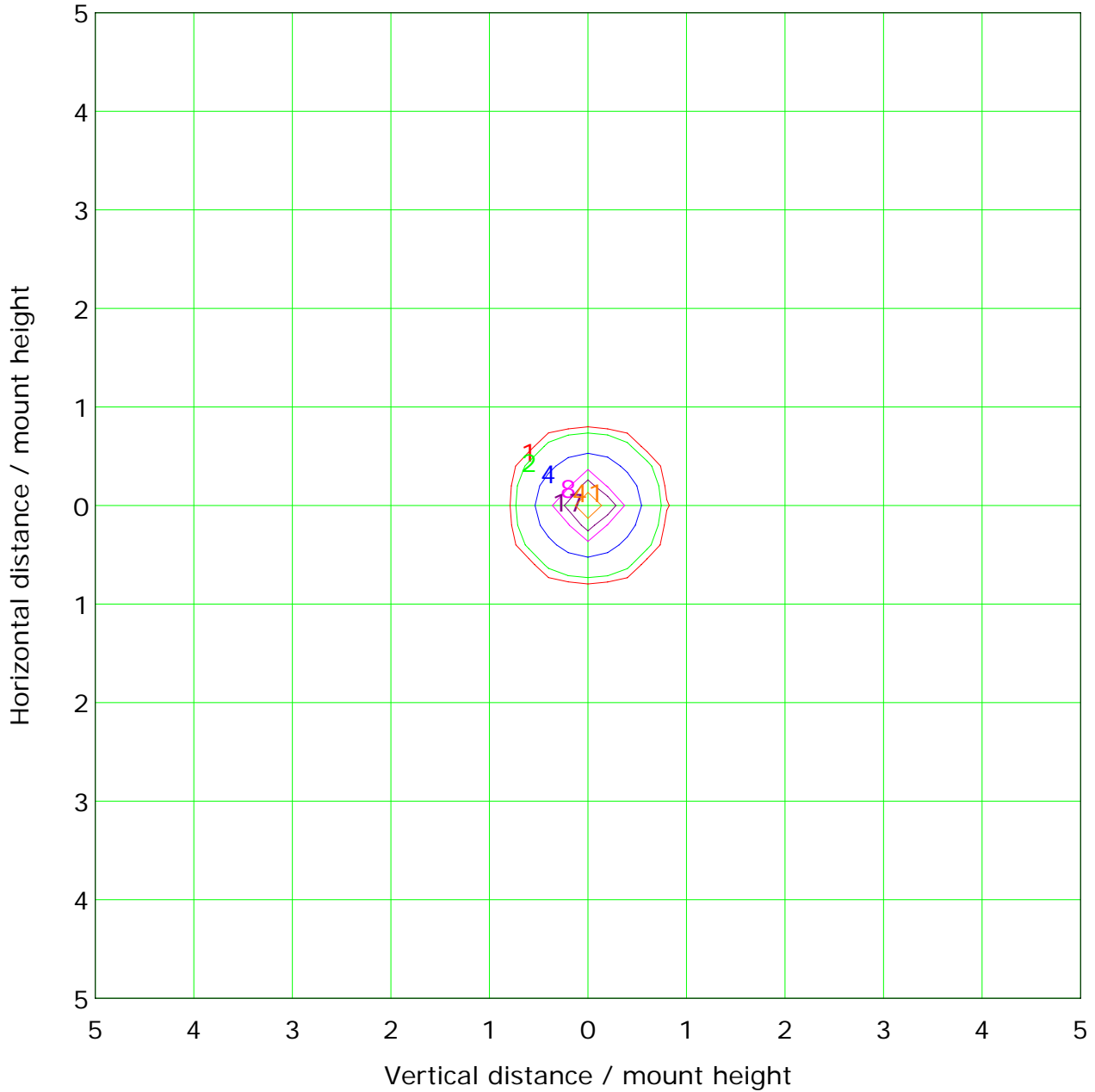
Spacing Criteria (0-180): 0.31
 Spacing Criteria (90-270): 0.31
 Spacing Criteria (Diagonal): 0.28



C Plane (°):0.0-360.0: 5.0
 Test Lab:
 Test Type: TYPE C
 Temperature: 25
 Operator: 1

Gamma Plane (°):0.0-90.0:2.5
 Test Device: GPM-1600L
 Distance: 8.961 m
 Humidity:
 Inspector:

IsoLux Plot



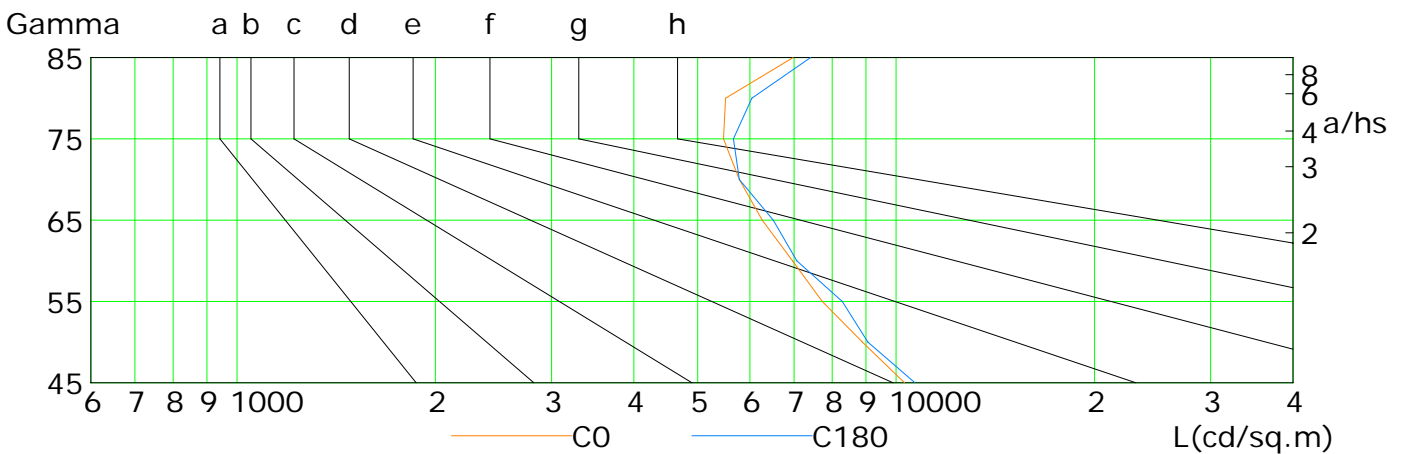
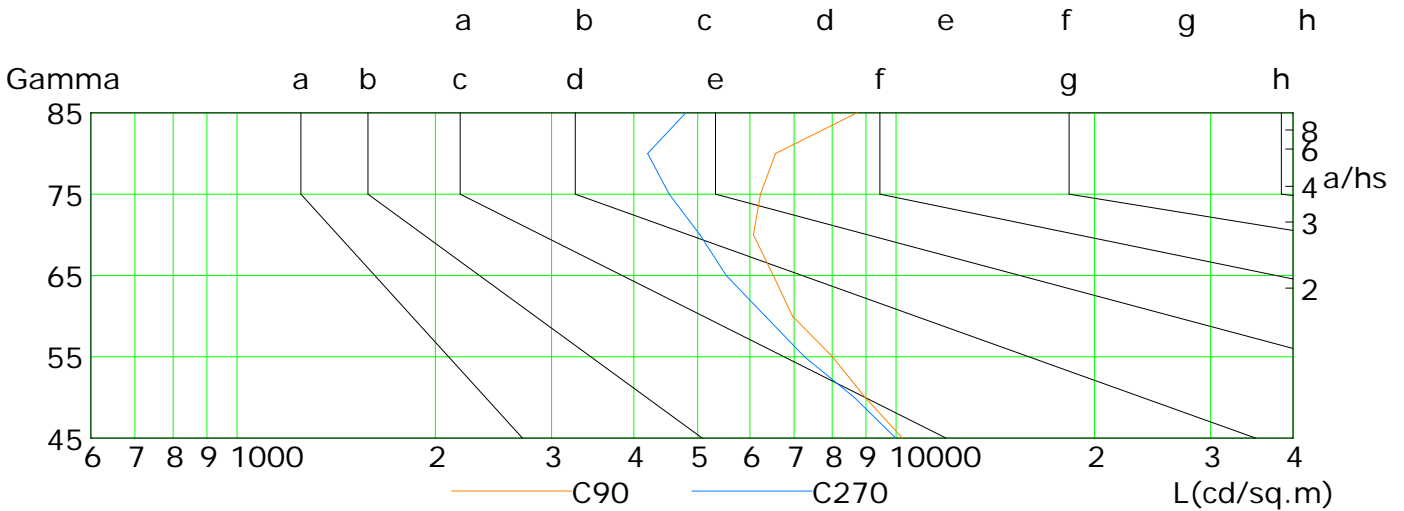
Mounting Height: 10.0m		Max Lux(100%): 82.5 lx	
— (1%):	0.8 lx	— (2%):	1.7 lx
— (5%):	4.1 lx	— (10%):	8.3 lx
— (20%):	16.5 lx	— (50%):	41.3 lx
— (100%):	82.5 lx		

C Plane (°):0.0-360.0: 5.0
Test Lab:
Test Type: TYPE C
Temperature: 25
Operator: 1

Gamma Plane (°):0.0-90.0:2.5
Test Device: GPM-1600L
Distance: 8.961 m
Humidity:
Inspector:

Lum Limit Curve

Dazzle	Quality	Illuminance (lx)							
		a	b	c	d	e	f	g	h
1.15	A	2000	1000	500	<=300				
1.50	B		2000	1000	500	<=300			
1.85	C			2000	1000	500	<=300		
2.20	D				2000	1000	500	<=300	
2.55	E					2000	1000	500	<=300



L(cd/sq.m)	G45	G50	G55	G60	G65	G70	G75	G80	G85
C0	10295	8890	7725	6961	6262	5781	5472	5512	6978
C90	10221	8974	8007	6961	6510	6075	6227	6561	8723
C180	10680	9059	8285	7067	6510	5781	5663	6041	7418
C270	9988	8639	7262	6330	5524	5039	4527	4198	4794

C Plane (°):0.0-360.0: 5.0

Test Lab:

Test Type: TYPE C

Temperature: 25

Operator: 1

Gamma Plane (°):0.0-90.0:2.5

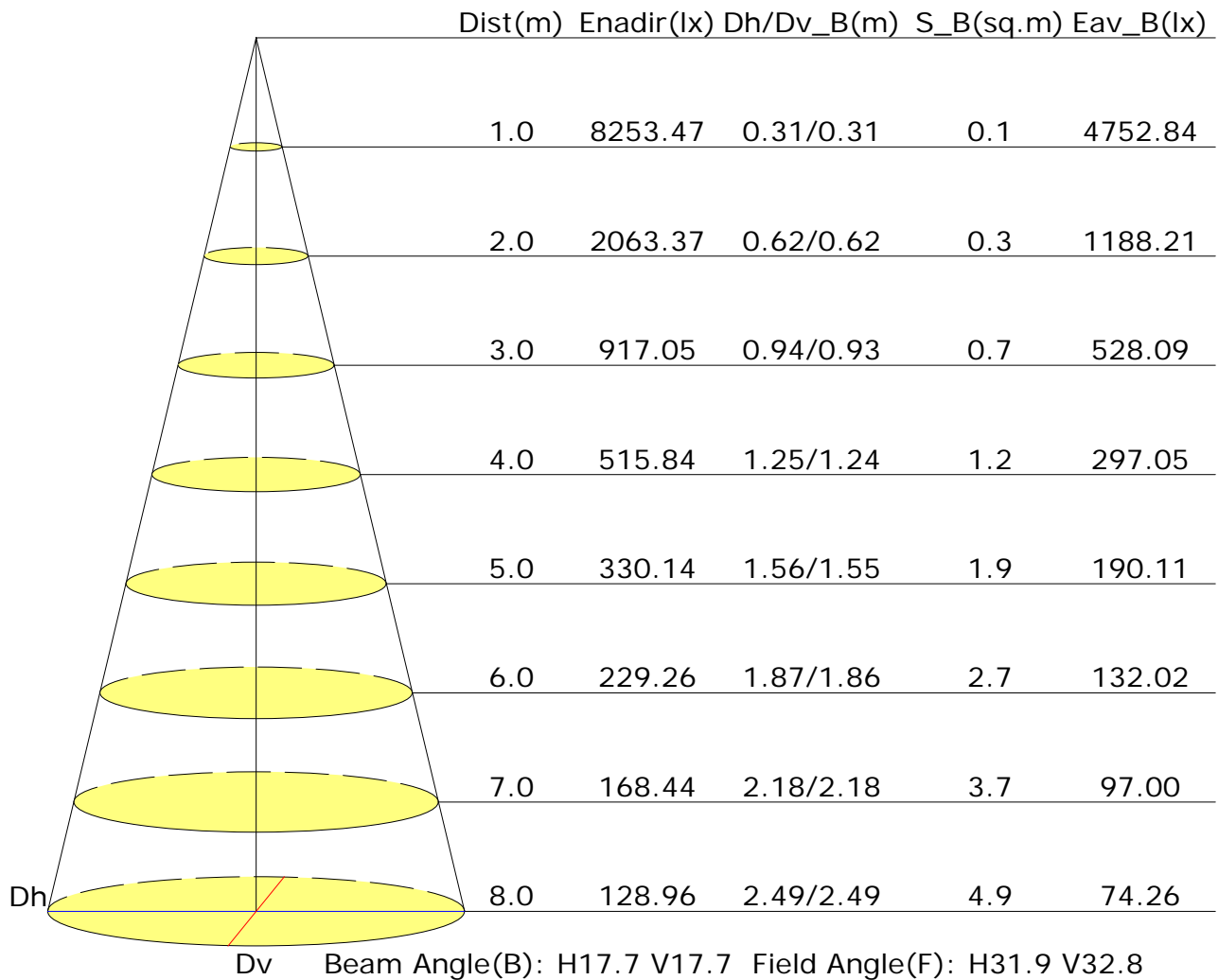
Test Device: GPM-1600L

Distance: 8.961 m

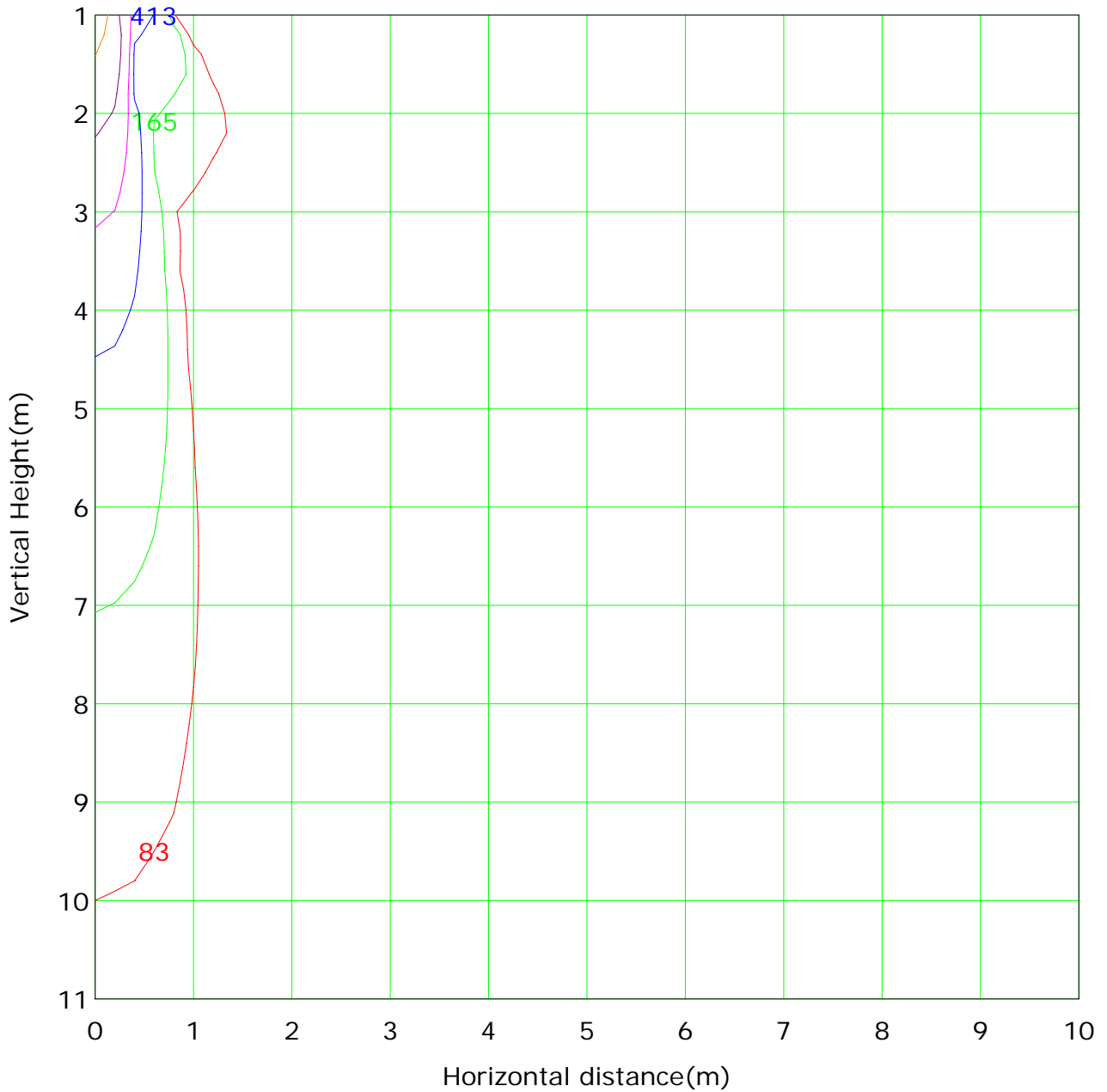
Humidity:

Inspector:

Illuminance at a Distance



Vertical IsoLux Plot



Lowest(m): 1.0m Highest(m): 11.0m Max Lux: 8253.5 lx
— (1%): 82.5 lx — (2%): 165.1 lx
— (5%): 412.7 lx — (10%): 825.3 lx
— (20%): 1650.7 lx — (50%): 4126.7 lx
— (100%): 8253.5 lx

C Plane (°):0.0-360.0: 5.0
Test Lab:
Test Type: TYPE C
Temperature: 25
Operator: 1

Gamma Plane (°):0.0-90.0:2.5
Test Device: GPM-1600L
Distance: 8.961 m
Humidity:
Inspector: