

Report No.: LG-8001

Test Time: 2016-06-04 10:02

Luminaire Property

Luminaire Manufacturer:

Luminaire Category: LED

Lamp Catalog: CO

Lumens per Lamp: 1732

Luminous Width (mm): 70

Voltage: 110.0 V

Power: 21.80 W

Luminaire Description: AR-111

Number of Lamps: 1

Luminous Length (mm): 70

Luminous Height (mm): 3

Current: 0.200 A

Power Factor: 0.992

Photometric Results

CIE Class: Direct

Measurement Flux: 1353.3 lm

Downward Ratio: 78.13%

Field Angle: H98.0 V97.8

Luminaire Efficacy Rating (LER): 62

Max. Intensity: 1608.99 cd

Total Rated Lamp Lumens: 1732.0 lm

Efficiency: 78.13%

Upward Ratio: 0.00%

Beam Angle: H48.6 V48.6

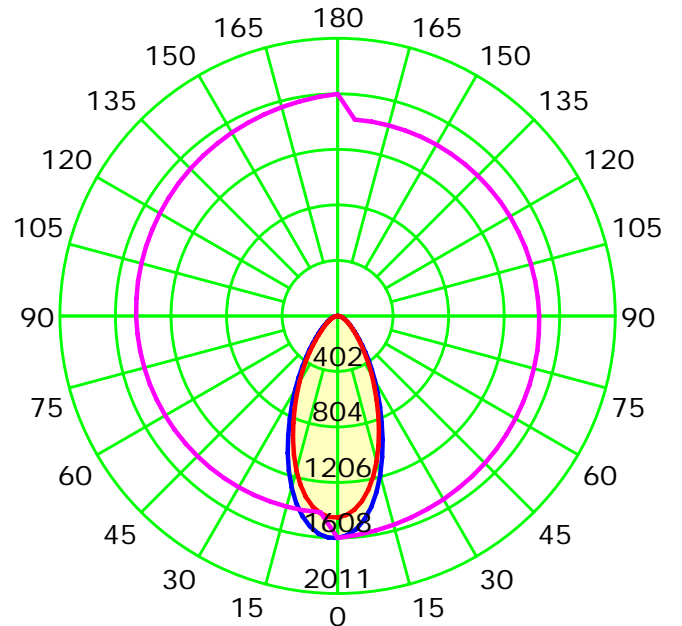
Central Intensity: 1608.99 cd

Pos of Max. Intensity: H0 V0

Picture Of Luminaire



Luminous Intensity Distribution Curve



Unit: cd

— C0-C180 — C90-C270 — G0

C Plane (°):0.0-360.0: 5.0

Test Lab:

Test Type: TYPE C

Temperature: 25

Operator: 1

Gamma Plane (°):0.0-90.0:2.5

Test Device: GPM-1600L

Distance: 8.961 m

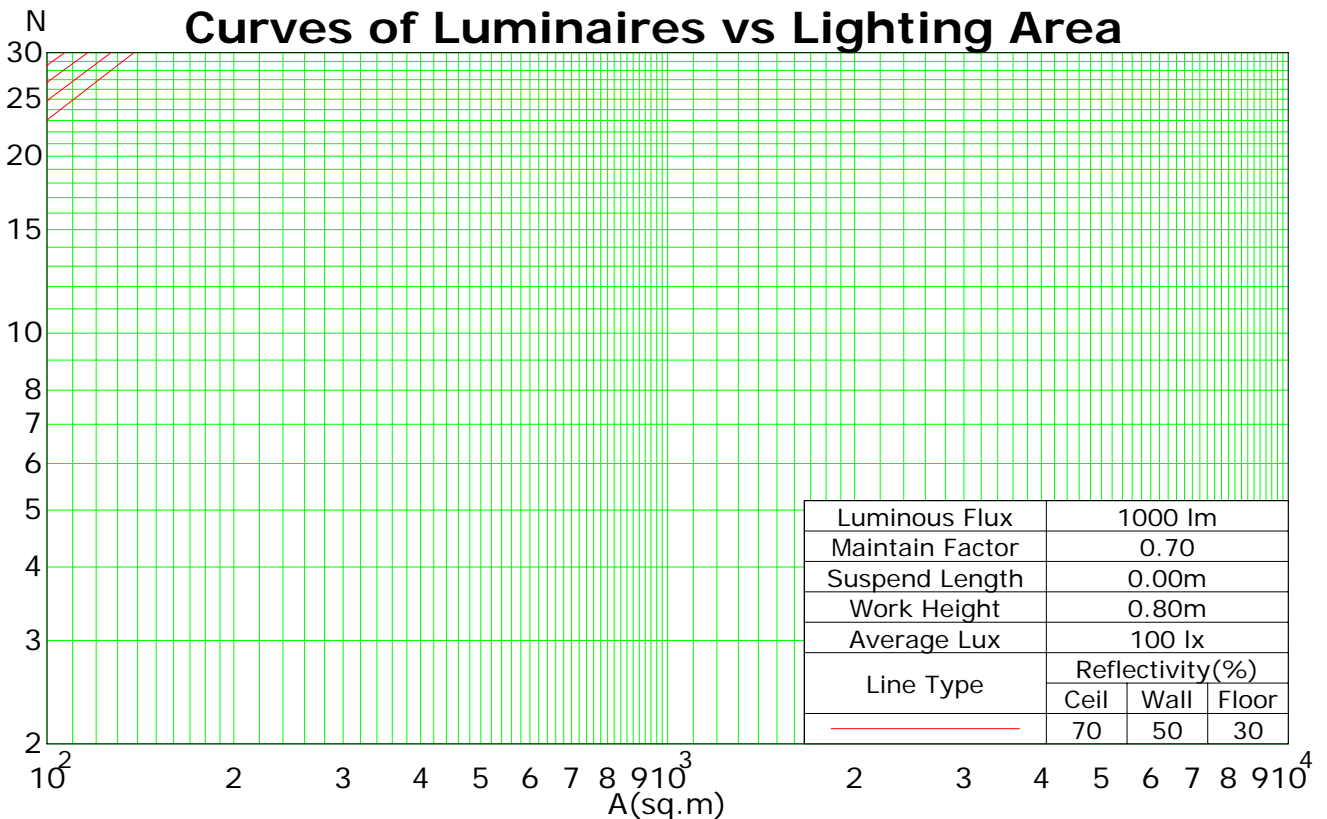
Humidity:

Inspector:

Coefficients Of Utilization - Zonal Cavity Method

RC	0.8	0.8	0.8	0.8	0.7	0.7	0.7	0.7	0.5	0.5	0.5	0.3	0.3	0.3	0.1	0.1	0.1	0
RW	0.7	0.5	0.3	0.1	0.7	0.5	0.3	0.1	0.5	0.3	0.1	0.5	0.3	0.1	0.5	0.3	0.1	0
RCR	RF = 0.2																	
0	93	93	93	93	91	91	91	91	87	87	87	83	83	83	80	80	80	78
1	88	85	83	81	86	83	81	79	80	78	77	77	76	74	74	73	72	71
2	82	78	74	71	80	76	73	70	74	71	68	71	69	67	69	67	65	64
3	77	71	67	63	75	70	66	62	68	64	61	66	63	60	64	62	59	58
4	73	66	60	57	71	65	60	56	63	59	56	61	58	55	60	57	54	53
5	68	61	55	51	67	60	55	51	58	54	51	57	53	50	56	52	50	48
6	64	56	51	47	63	56	51	47	55	50	47	53	49	46	52	49	46	45
7	61	53	47	44	60	52	47	43	51	46	43	50	46	43	49	45	43	41
8	58	49	44	40	57	49	44	40	48	43	40	47	43	40	46	43	40	39
9	55	46	41	38	54	46	41	38	45	41	38	44	40	37	44	40	37	36
10	52	44	39	35	51	43	39	35	43	38	35	42	38	35	41	38	35	34

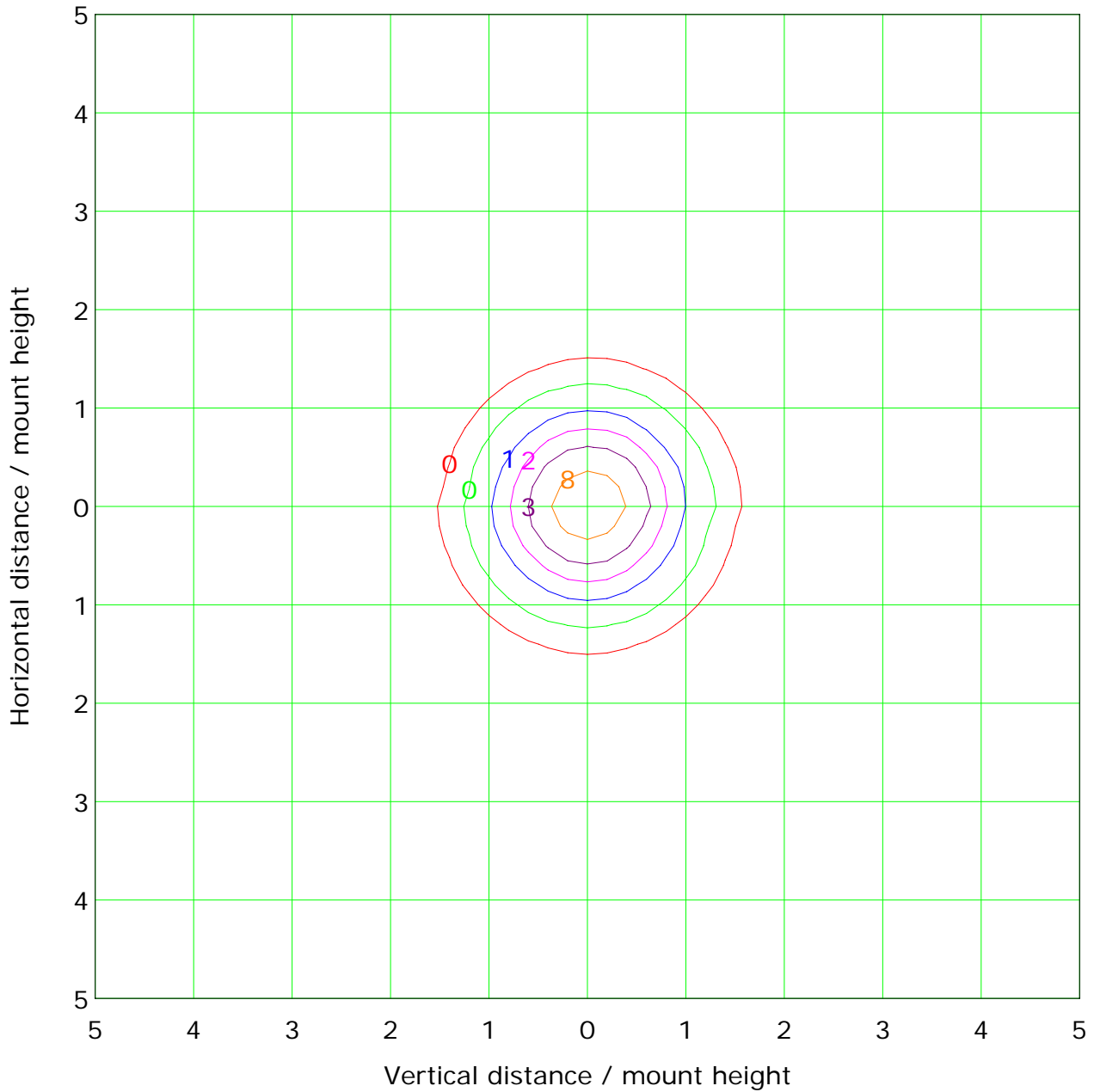
Spacing Criteria (0-180): 0.75
 Spacing Criteria (90-270): 0.75
 Spacing Criteria (Diagonal): 0.76



C Plane (°):0.0-360.0: 5.0
 Test Lab:
 Test Type: TYPE C
 Temperature: 25
 Operator: 1

Gamma Plane (°):0.0-90.0:2.5
 Test Device: GPM-1600L
 Distance: 8.961 m
 Humidity:
 Inspector:

IsoLux Plot



Mounting Height: 10.0m		Max Lux(100%): 16.1 lx	
— (1%):	0.2 lx	— (2%):	0.3 lx
— (5%):	0.8 lx	— (10%):	1.6 lx
— (20%):	3.2 lx	— (50%):	8.0 lx
— (100%):	16.1 lx		

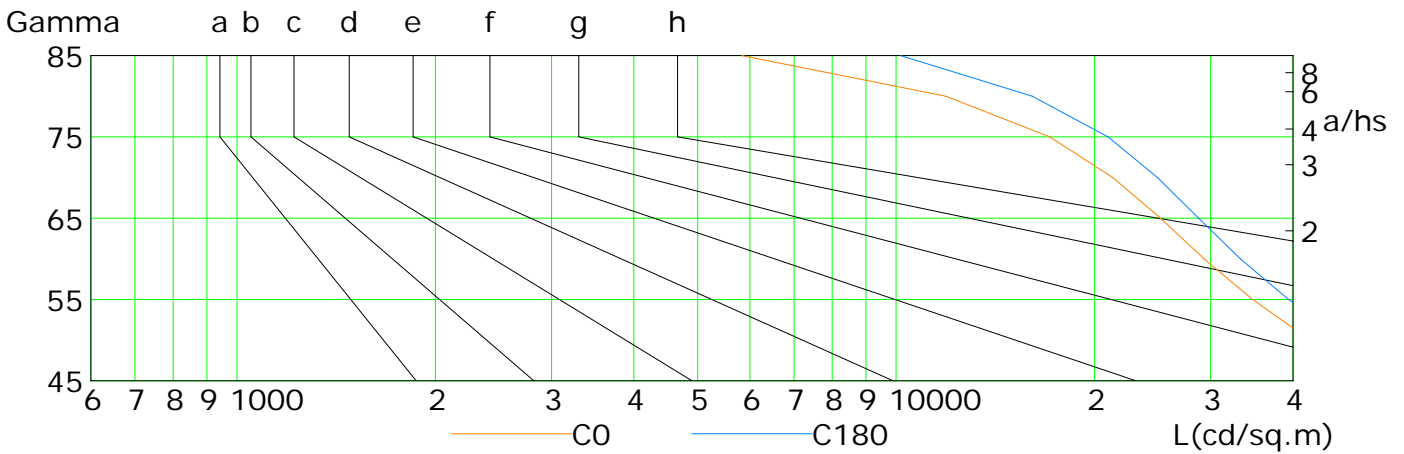
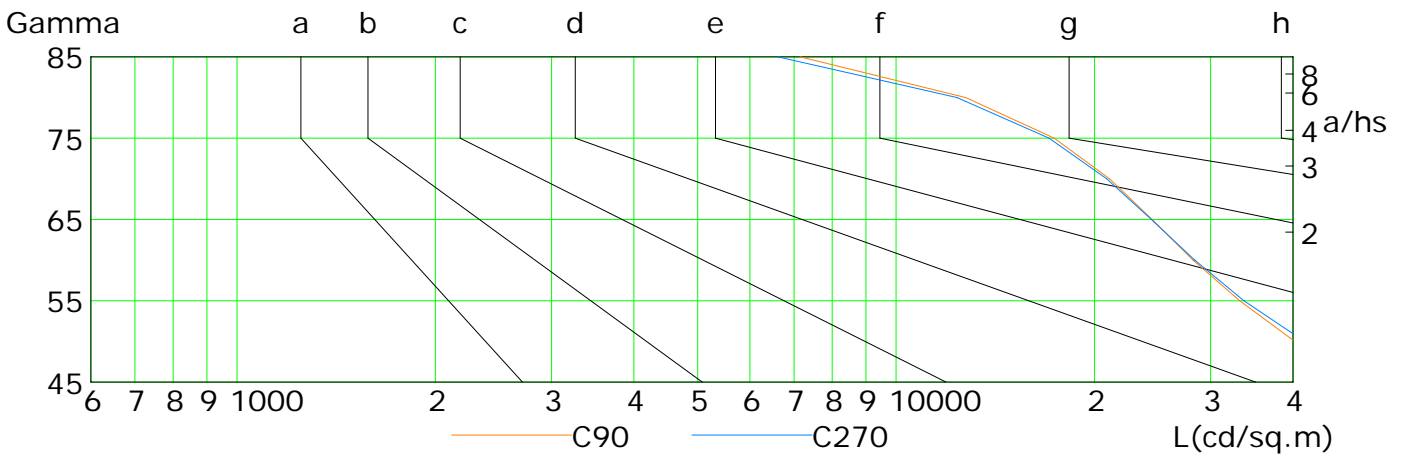
C Plane (°):0.0-360.0: 5.0
Test Lab:
Test Type: TYPE C
Temperature: 25
Operator: 1

Gamma Plane (°):0.0-90.0:2.5
Test Device: GPM-1600L
Distance: 8.961 m
Humidity:
Inspector:

Lum Limit Curve

Dazzle	Quality	Illuminance (lx)							
		2000	1000	500	<=300				
1.15	A								
1.50	B								
1.85	C								
2.20	D								
2.55	E								

a b c d e f g h



L(cd/sq.m)	G45	G50	G55	G60	G65	G70	G75	G80	G85
C0	54335	42458	34759	29318	25182	21316	17103	11894	5831
C90	50948	40290	33213	28208	24465	21076	17368	12745	7151
C180	62308	48735	39389	33288	28760	24914	20958	16092	10153
C270	53948	41661	33703	28379	24390	20868	17063	12367	6617

C Plane (°):0.0-360.0: 5.0

Test Lab:

Test Type: TYPE C

Temperature: 25

Operator: 1

Gamma Plane (°):0.0-90.0:2.5

Test Device: GPM-1600L

Distance: 8.961 m

Humidity:

Inspector:

Illuminance at a Distance

