

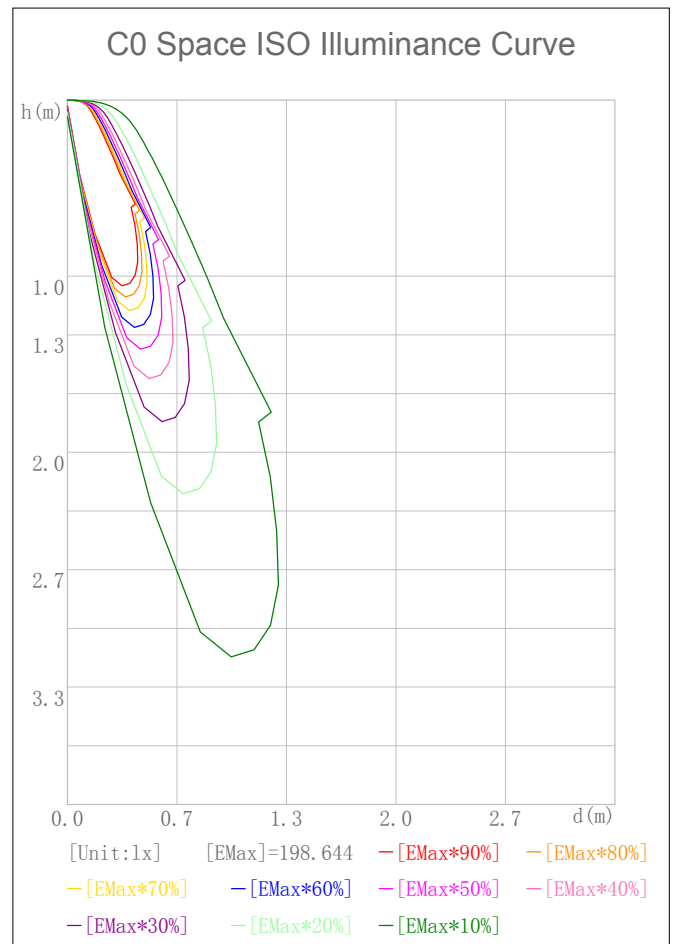
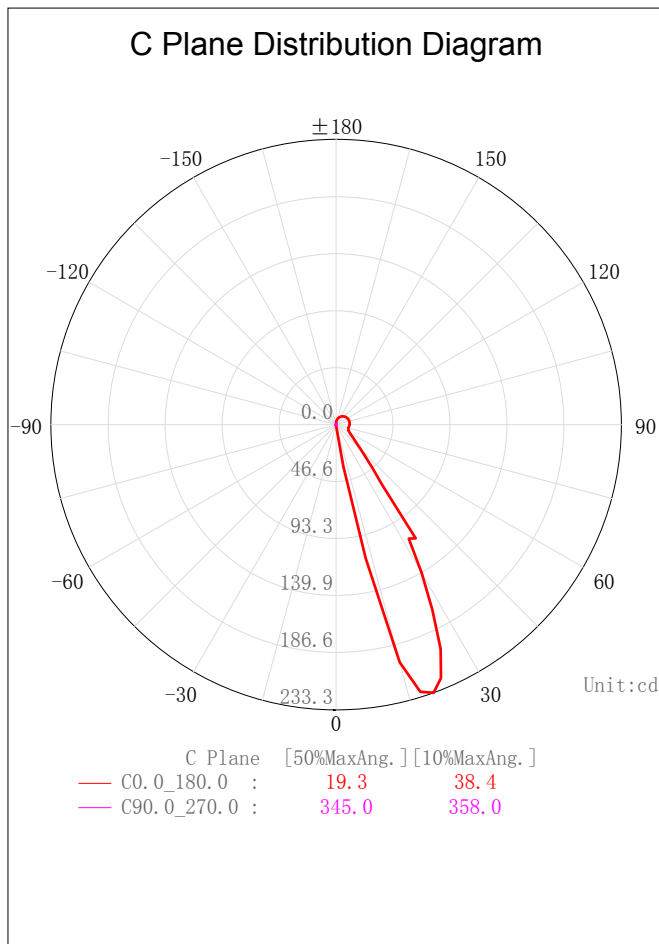
Indoor Luminaire Photometric Data

Description Information

Luminaire Name: LED STEP LIGHT		Lum. Catalog: LG-4003-30K	Test ID: IESNA:LM-79-08
Lamp Name:		Lamp Catalog:	Test Date: 2/18/2021
Manufacture: Light and Green		Shld. Ang(°):	Test Machine:GON-2000
Test Lab: LIGHT LABORATORY, INC. (www.lightlaboratory.com)		Frequency (Hz):	Lamp CCT(K): Ra:
Lum. Size (W*L*H): 0.170m*0.000m*0.170m		Lum. Area (m2): 0.000	Lum. W (kg):
Test System: C, γ	Test Step: C=5.0 γ=2.5	Temp. (°C):	Humidity(%):

Character Parameter

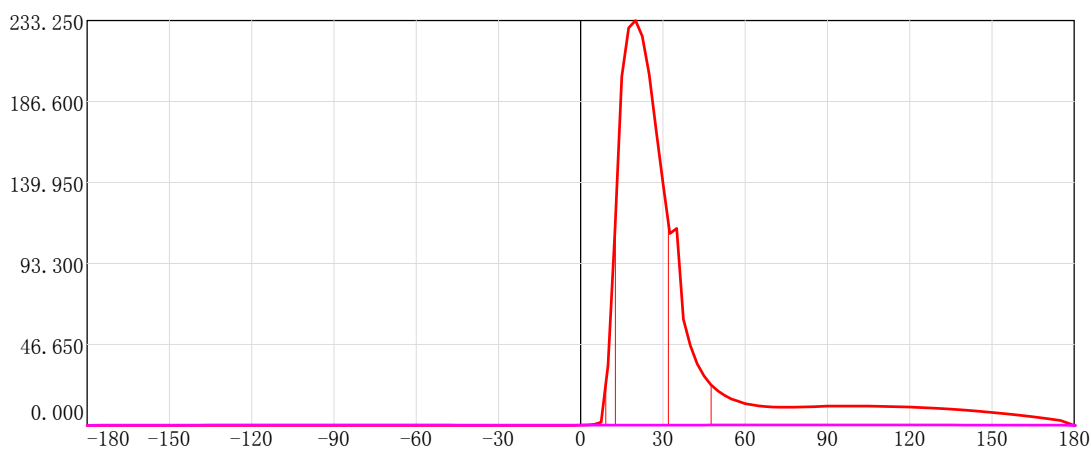
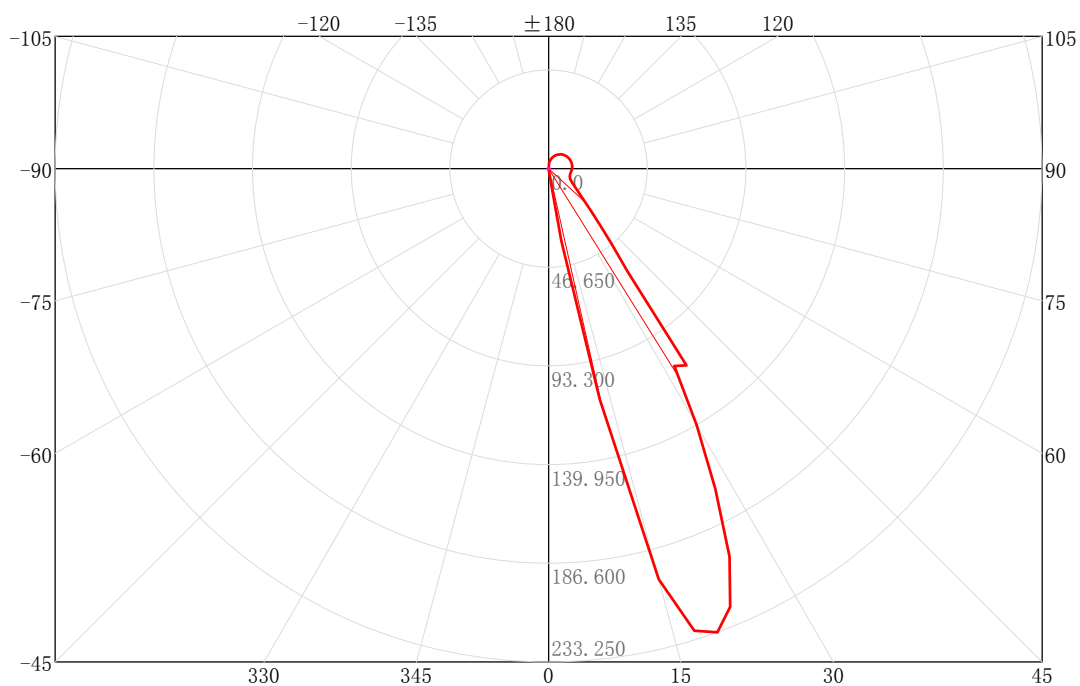
Lamp Speciality Parameter	Luminaire Speciality Parameter	
Rated Flux(lm): 87.952	Luminaire Flux(lm): 87.952	Field Angle(10%Imax): 38.4(°)
Rated Power(W):	Luminaire Efficiency: 100.00%	Down Lumens&Percent: 67.317lm 76.54%
Rated Voltage(V):	Luminaire EER(lm/W): 56.020	Up Lumens&Percent: 20.636lm 23.46%
Tested Power(W): 1.570	Max. Candela(cd): 233.250	S/MH: C0_a180=4.840 C90_270=1.533
Lamps' Inside: 1	Max Cand@Ang. (°): C=0.0 γ=20.0	CIE Type: General Diffuse
Tested Electrics (V, A, pf):	Beam Angle (50%Imax): 19.3(°)	ErP φ use(120°): 56.429lm
Lamp Size (W*L*H): 0.170m*0.000m*0.170m	Left=12.6°, Right=32.0°	IRF(%): 394.984



2D Plane Light Intensity Distribution Curve

Lum. Name: LED STEP LIGHT	Lum. Catalog: LG-4003-30K	Test ID: IESNA:LM-79-08
Lamp Name:	Lamp Catalog:	Test Lab: LIGHT LABORATORY, INC. (www.lig
Manufacture: Light and Green	Test Machine:GON-2000	Test Date: 2/18/2021

C Plane Distribution Diagram

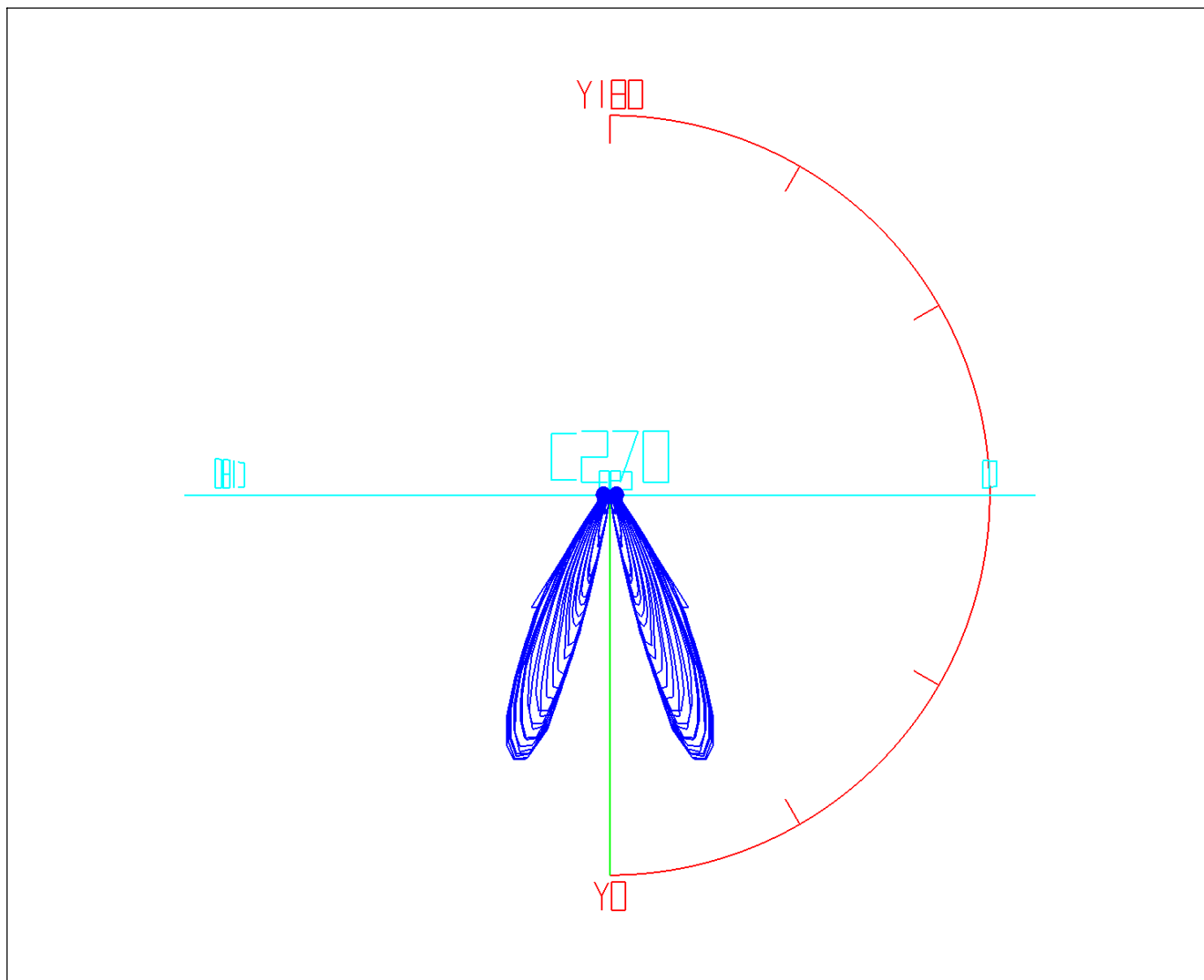


C Plane [50%MaxAng.] [10%MaxAng.] Unit:cd
 — C0.0_180.0 : 19.3 38.4
 — C90.0_270.0 : 345.0 358.0

3D Light Intensity Distribution Modal

Lum. Name: LED STEP LIGHT	Lum. Catalog: LG-4003-30K	Test ID: IESNA:LM-79-08
Lamp Name:	Lamp Catalog:	Test Lab: LIGHT LABORATORY, INC. (www.lig
Manufacture: Light and Green	Test Machine:GON-2000	Test Date: 2/18/2021

3D Light Intensity Distribution Modal



Curves: 3D Model ——— Fixture ——— Vert. HUD ——— Hori. HUD ———
 View Angles: Orient:0 Tilt:0 Roll:0 Spin:0

IES Indoor Report

Photometric Filename:LG-4003.IES

Zonal Flux Tabulation

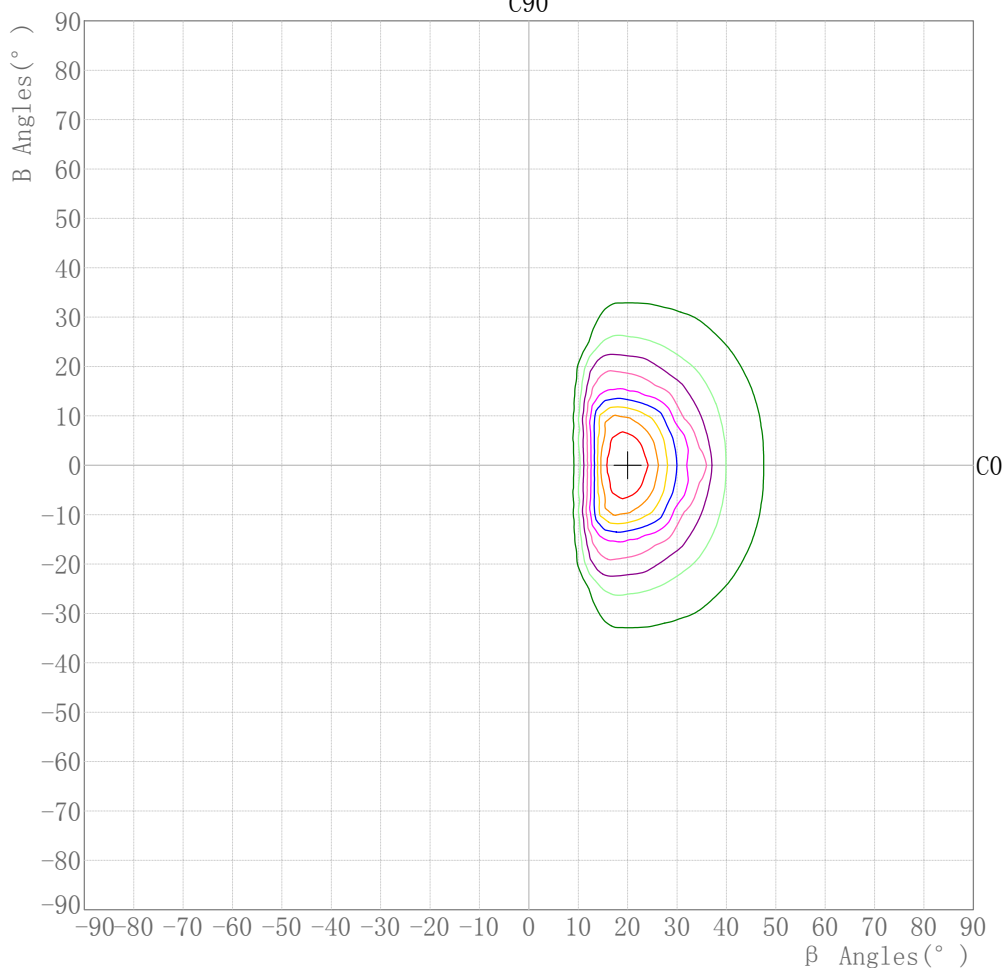
Zone(γ)	Zone Flux (lm)	Sums Flux (lm)	Zone%Lamp	Sums%Lamp	Zone(γ)	Zone Flux (lm)	Sums Flux (lm)	Zone%Lamp	Sums%Lamp
0.0-2.5	0.00	0.00	0.00	0.00	145.0-150.0	0.81	86.23	0.92	98.05
2.5-5.0	0.00	0.00	0.00	0.00	150.0-155.0	0.63	86.87	0.72	98.77
5.0-7.5	0.01	0.01	0.01	0.02	155.0-160.0	0.47	87.34	0.53	99.30
7.5-10.0	0.13	0.14	0.14	0.16	160.0-165.0	0.32	87.66	0.37	99.66
10.0-12.5	0.68	0.82	0.77	0.93	165.0-170.0	0.19	87.85	0.22	99.89
12.5-15.0	1.93	2.76	2.20	3.13	170.0-175.0	0.09	87.94	0.10	99.99
15.0-17.5	3.51	6.27	4.00	7.13	175.0-180.0	0.01	87.95	0.01	100.00
17.5-20.0	4.72	10.99	5.36	12.49					
20.0-22.5	5.35	16.34	6.08	18.57					
22.5-25.0	5.52	21.86	6.28	24.85					
25.0-27.5	5.32	27.18	6.05	30.90					
27.5-30.0	4.86	32.03	5.52	36.42					
30.0-32.5	4.27	36.30	4.85	41.28					
32.5-35.0	3.67	39.98	4.18	45.45					
35.0-37.5	3.05	43.03	3.47	48.92					
37.5-40.0	2.46	45.49	2.80	51.72					
40.0-42.5	2.04	47.52	2.31	54.03					
42.5-45.0	1.73	49.26	1.97	56.00					
45.0-47.5	1.51	50.77	1.72	57.72					
47.5-50.0	1.35	52.11	1.53	59.25					
50.0-52.5	1.21	53.33	1.38	60.63					
52.5-55.0	1.10	54.43	1.25	61.89					
55.0-57.5	1.03	55.46	1.17	63.05					
57.5-60.0	0.97	56.43	1.11	64.16					
60.0-62.5	0.94	57.36	1.06	65.22					
62.5-65.0	0.91	58.27	1.03	66.26					
65.0-67.5	0.89	59.17	1.01	67.27					
67.5-70.0	0.88	60.05	1.00	68.27					
70.0-72.5	0.88	60.93	1.00	69.27					
72.5-75.0	0.88	61.81	1.00	70.27					
75.0-77.5	0.89	62.69	1.01	71.28					
77.5-80.0	0.89	63.59	1.02	72.30					
80.0-82.5	0.91	64.49	1.03	73.33					
82.5-85.0	0.93	65.42	1.05	74.38					
85.0-87.5	0.94	66.36	1.07	75.45					
87.5-90.0	0.95	67.32	1.09	76.54					
90.0-95.0	1.94	69.26	2.21	78.75					
95.0-100.0	1.97	71.23	2.24	80.99					
100.0-105.0	1.96	73.19	2.23	83.22					
105.0-110.0	1.93	75.12	2.19	85.41					
110.0-115.0	1.86	76.98	2.12	87.52					
115.0-120.0	1.77	78.75	2.01	89.53					
120.0-125.0	1.65	80.40	1.88	91.41					
125.0-130.0	1.51	81.91	1.72	93.13					
130.0-135.0	1.35	83.26	1.53	94.66					
135.0-140.0	1.18	84.43	1.34	96.00					
140.0-145.0	0.99	85.42	1.13	97.13					

Rectangle ISO Lighting Intensity Diagram

Lum. Name: LED STEP LIGHT	Lum. Catalog: LG-4003-30K	Test ID: IESNA:LM-79-08
Lamp Name:	Lamp Catalog:	Test Lab: LIGHT LABORATORY, INC. (www.lig
Manufacture: Light and Green	Test Machine:GON-2000	Test Date: 2/18/2021

ISO Lighting Intensity Curve

C90



Curves:

[Unit: cd]

[IMax] =233.250

— [IMax*90%]=209.925

— [IMax*80%]=186.600

— [IMax*70%]=163.275

— [IMax*60%]=139.950

— [IMax*50%]=116.625

— [IMax*40%]=93.300

— [IMax*30%]=69.975

— [IMax*20%]=46.650

— [IMax*10%]=23.325

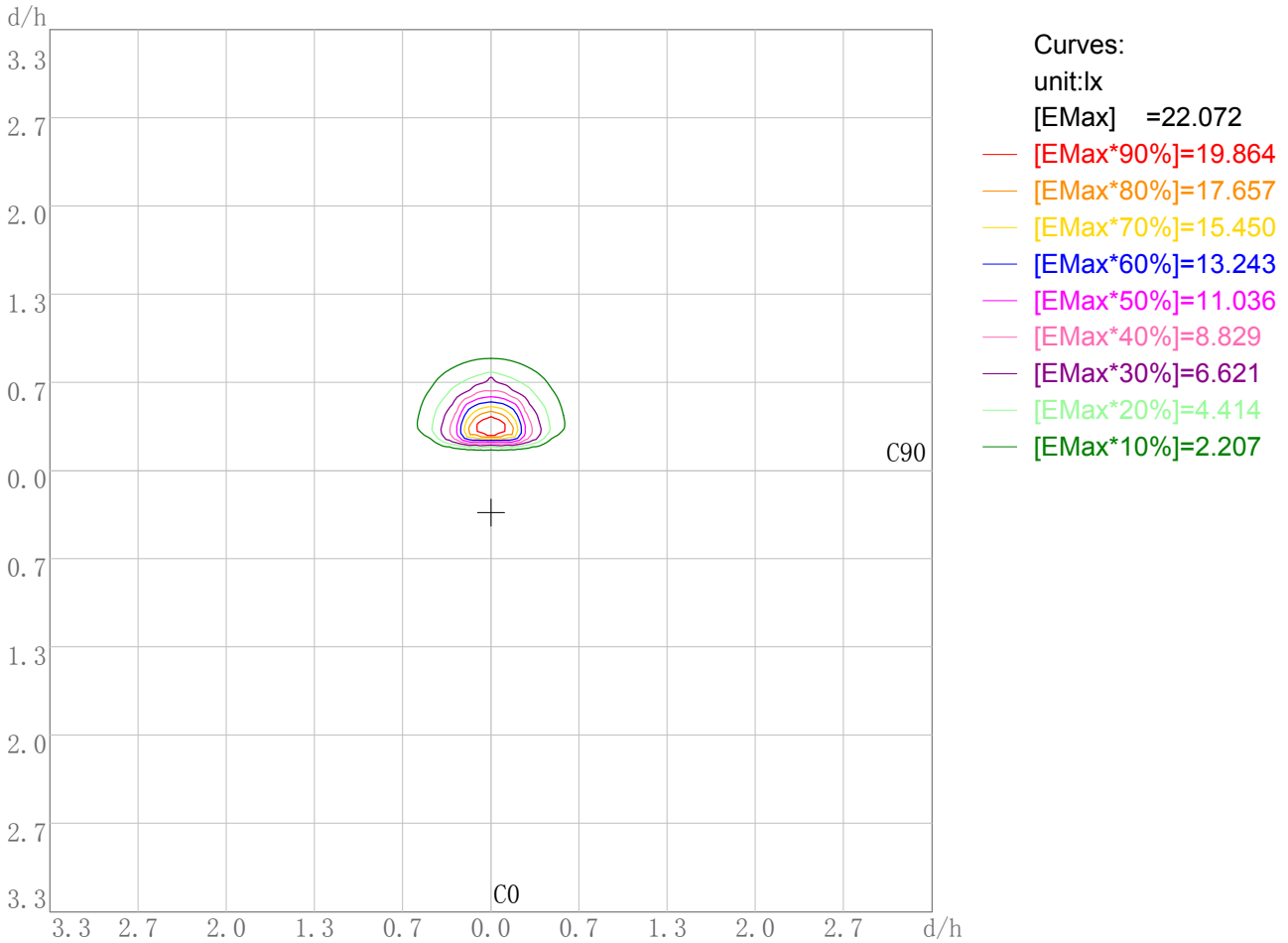
Maximum Light Intensity(cd): 233.25

Maximum Cand.@Angle: H=20.0°,V=0.0°

Plane ISO-Illuminance Diagram

Lum. Name: LED STEP LIGHT	Lum. Catalog: LG-4003-30K	Test ID: IESNA:LM-79-08
Lamp Name:	Lamp Catalog:	Test Lab: LIGHT LABORATORY, INC. (www.lig
Manufacture: Light and Green	Test Machine:GON-2000	Test Date: 2/18/2021

Plane ISO-Illuminance Curve

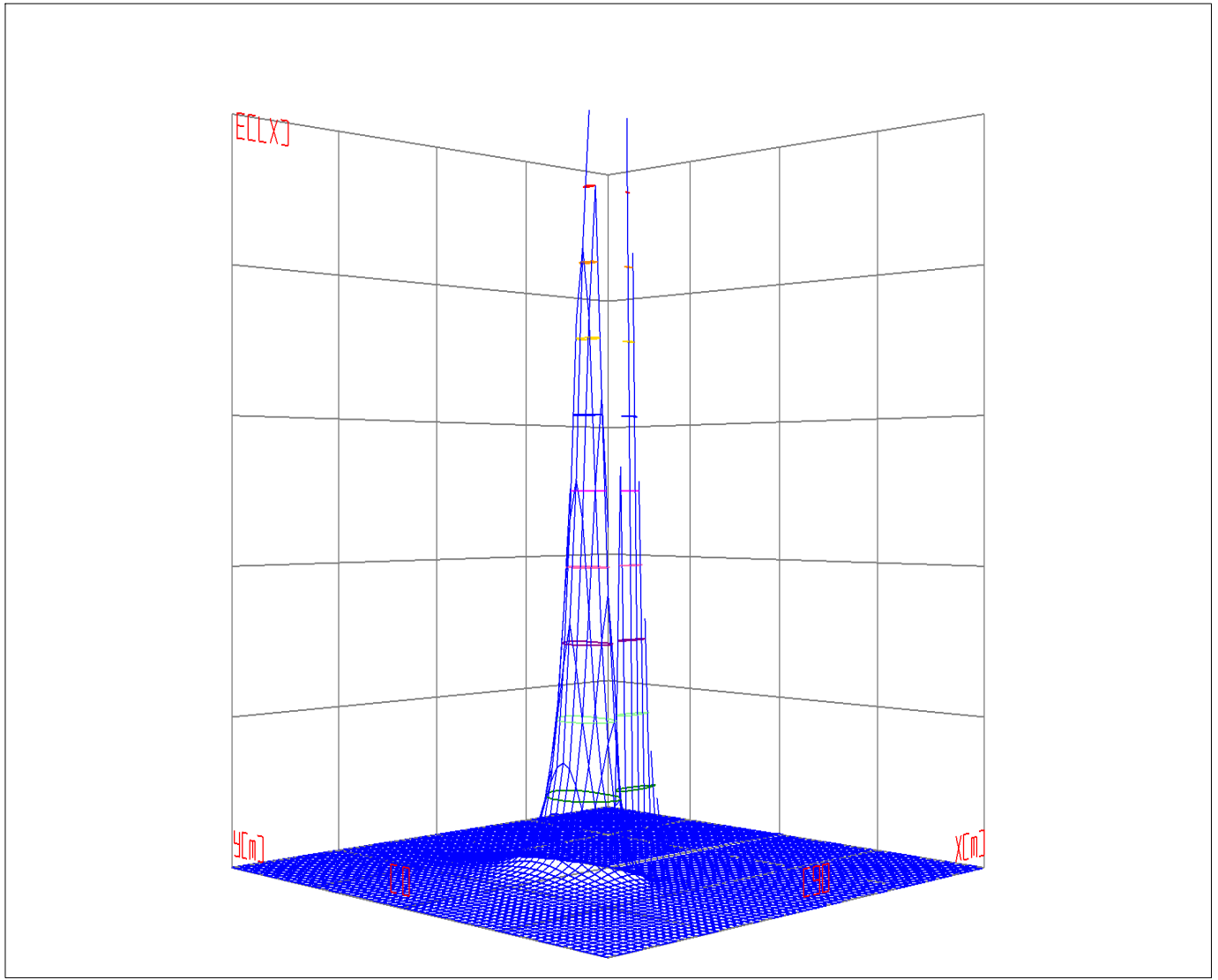


Working Plane Luminaire Mounting Height(m): 3.00
 Working Plane Maximum Illuminance(lx): 22.07
 Working Plane Maximum Illuminance Position(d/h):H0.0 V0.3

3D Plane ISO Illuminance Diagram

Lum. Name: LED STEP LIGHT	Lum. Catalog: LG-4003-30K	Test ID: IESNA:LM-79-08
Lamp Name:	Lamp Catalog:	Test Lab: LIGHT LABORATORY, INC. (www.lig
Manufacture: Light and Green	Test Machine:GON-2000	Test Date: 2/18/2021

3D Plane Illuminance Modal

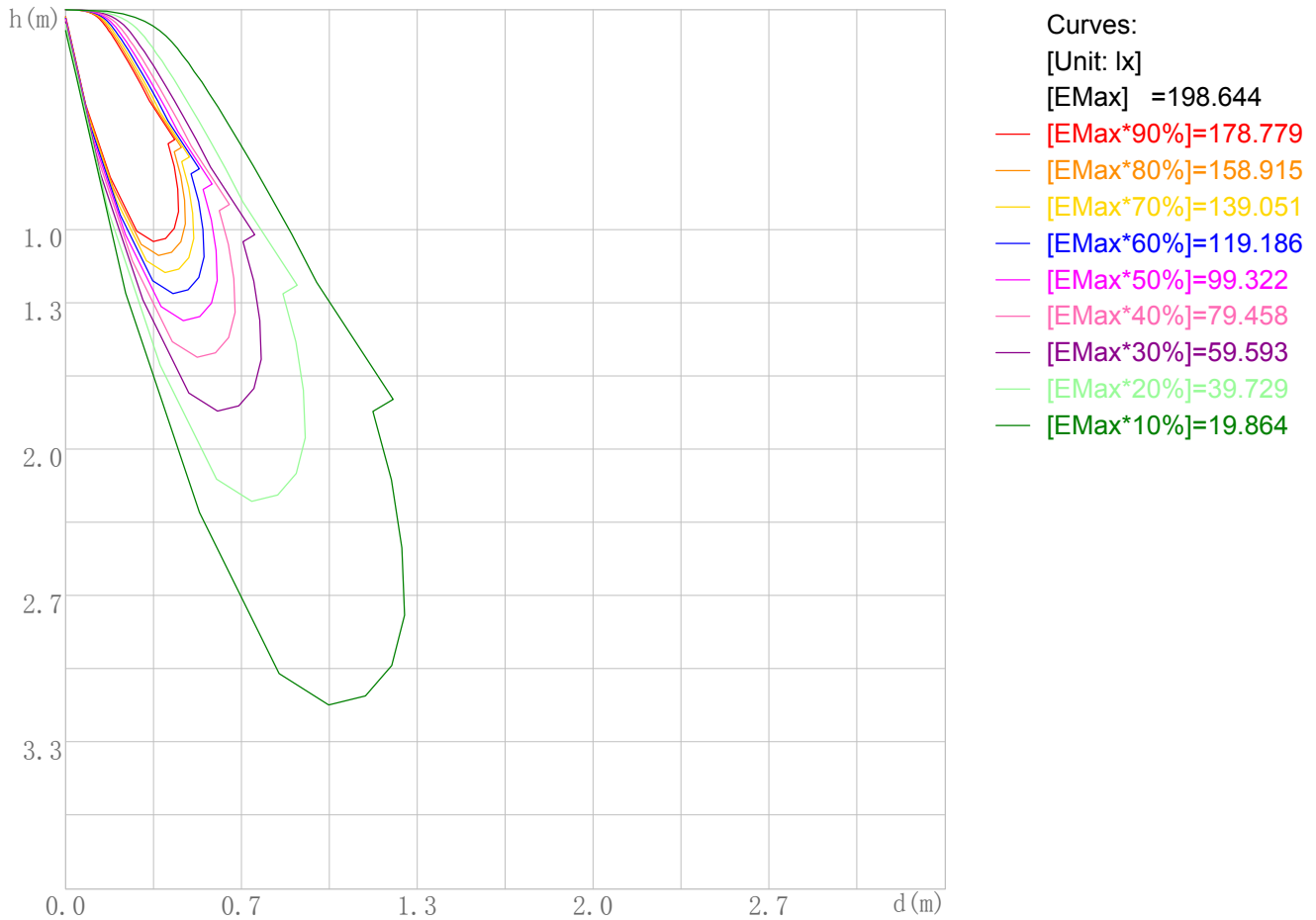


Curves: 3D Model — 90% — 80% — 70% — 60% — 50% — 40% — 30% — 20% — 10% —
 View Angles(deg): 0 Height(m): 3.0 Distance(m): 10.0

Space ISO Illuminance Diagram

Lum. Name: LED STEP LIGHT	Lum. Catalog: LG-4003-30K	Test ID: IESNA:LM-79-08
Lamp Name:	Lamp Catalog:	Test Lab: LIGHT LABORATORY, INC. (www.lig
Manufacture: Light and Green	Test Machine:GON-2000	Test Date: 2/18/2021

Space ISO Illuminance Curve

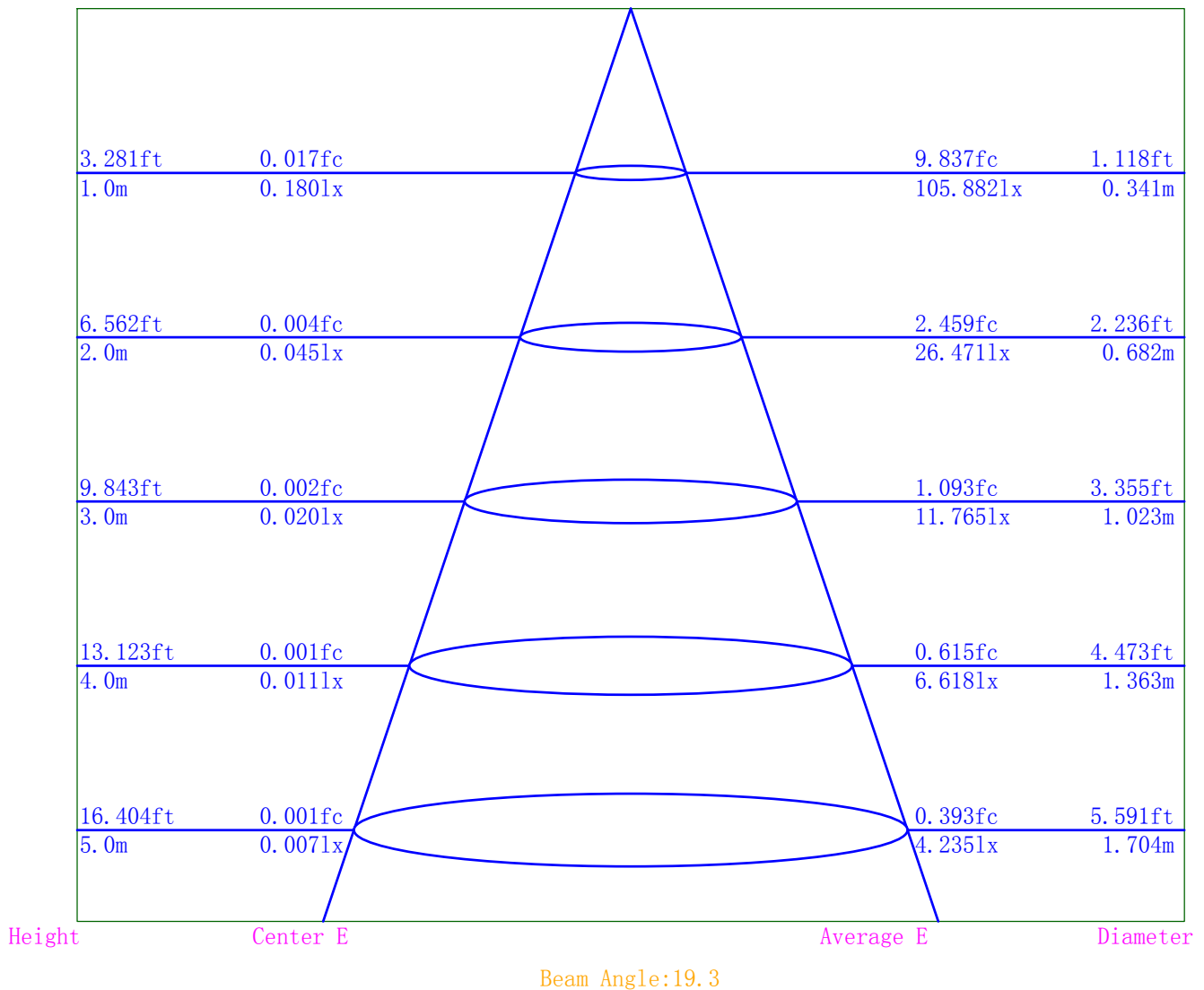


Space Plane Maximum Illuminance and @Angle:198.64lx,17.5deg
 Plane Maximum Lighting Intensity and @Angle:233.250cd,0deg

Illuminance-Distance Diagram

Lum. Name: LED STEP LIGHT	Lum. Catalog: LG-4003-30K	Test ID: IESNA:LM-79-08
Lamp Name:	Lamp Catalog:	Test Lab: LIGHT LABORATORY, INC. (www.lig
Manufacture: Light and Green	Test Machine:GON-2000	Test Date: 2/18/2021

Illuminance-Distance Curve



Indoor Luminance Limiting Curves

Lum. Name: LED STEP LIGHT	Lum. Catalog: LG-4003-30K	Test ID: IESNA:LM-79-08
Lamp Name:	Lamp Catalog:	Test Lab: LIGHT LABORATORY, INC. (www.lig
Manufacture: Light and Green	Test Machine:GON-2000	Test Date: 2/18/2021

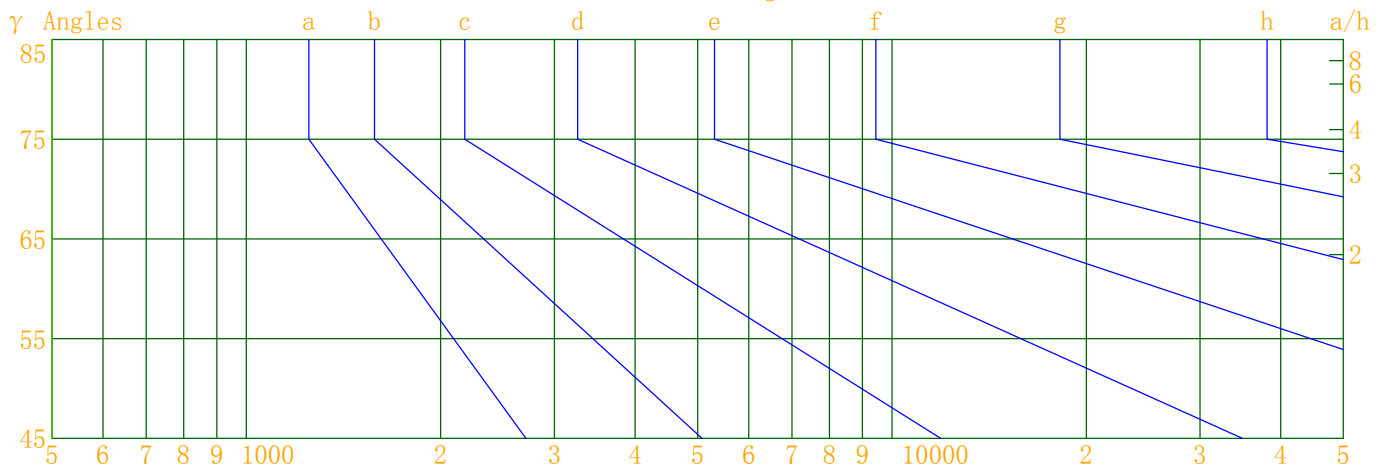
Glare Grade Table

GI	Quality	Using Illuminance							
		a	b	c	d	e	f	g	h
1.15	A	2000	1000	500	<=300				
1.5	B		2000	1000	500	<=300			
1.85	C			2000	1000	500	<=300		
2.2	D				2000	1000	500	<=300	
2.55	E	a				2000	1000	500	<=300
			b	c	d	e	f	g	h

Luminance Table

Gama (deg)	45	50	55	60	65	70	75	80	85
C0	0	0	0	0	0	0	0	0	0
C90	0	0	0	0	0	0	0	0	0

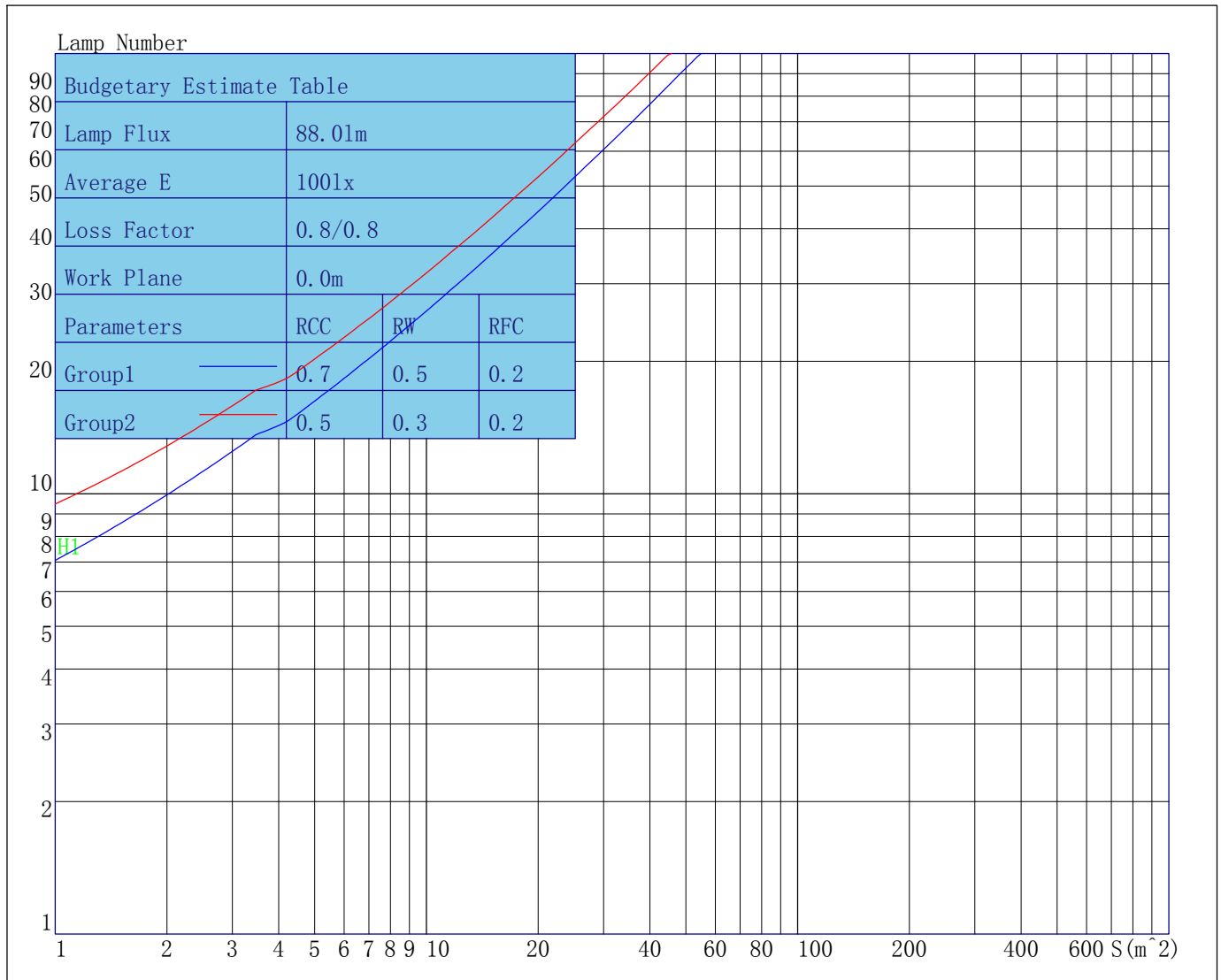
Luminance Limiting Curve



Luminous Size: Length(m)=0.000 Width(m)=0.170 Height(m)=0.170 Area(m^2)=0.000000
 Luminous Type: Without Luminous Side
 Luminous Curves: C0-C180 Color: — C90-C270 Color: —

Indoor Budgetary Estimate Table

Lum. Name: LED STEP LIGHT	Lum. Catalog: LG-4003-30K	Test ID: IESNA:LM-79-08
Lamp Name:	Lamp Catalog:	Test Lab: LIGHT LABORATORY, INC. (www.lig
Manufacture: Light and Green	Test Machine:GON-2000	Test Date: 2/18/2021



Parameters1: Rhocc = 0.7 Rhow = 0.5 Rhofc = 0.2 LLF = 0.8
 Parameters2: Rhocc = 0.5 Rhow = 0.3 Rhofc = 0.2 LLF = 0.8
 Average Illuminance(lx): 100 Cavity Height: H1(m) = 2

Indoor Coefficient of Utilization Table

Lum. Name: LED STEP LIGHT	Lum. Catalog: LG-4003-30K	Test ID: IESNA:LM-79-08
Lamp Name:	Lamp Catalog:	Test Lab: LIGHT LABORATORY, INC. (www.lig
Manufacture: Light and Green	Test Machine:GON-2000	Test Date: 2/18/2021

Coefficients of Utilization - Zonal Cavity Method																		
Coef.	Effective Floor Cavity Reflectance RFC=0.20																	
RhoCC (%)	80				70				50			30			10			0
RhoW (%)	70	50	30	10	70	50	30	10	50	30	10	50	30	10	50	30	10	0
RCR	Coefficient of Utilization (%)																	
0	113	113	113	113	108	108	108	108	98	98	98	89	89	89	80	80	80	77
1	104	99	95	91	99	95	91	88	86	83	81	78	76	74	71	70	68	64
2	96	88	82	77	91	84	79	74	77	73	69	71	67	64	64	62	59	56
3	88	79	72	66	84	76	69	64	70	65	60	64	60	56	59	55	53	50
4	82	71	64	58	78	69	62	56	63	58	53	58	54	50	54	50	47	44
5	76	65	57	51	73	62	55	50	58	52	47	53	49	45	49	45	42	40
6	71	59	51	46	68	57	50	45	53	47	42	49	44	40	46	41	38	36
7	66	54	46	41	63	52	45	40	49	43	38	45	40	36	42	38	35	33
8	62	50	42	37	59	48	41	36	45	39	35	42	37	33	39	35	32	30
9	58	46	39	34	55	44	38	33	42	36	32	39	34	30	36	32	29	27
10	54	42	35	31	52	41	34	30	39	33	29	36	31	28	34	30	26	25

Unified Glare Rating Table

Lum. Name: LED STEP LIGHT	Lum. Catalog: LG-4003-30K	Test ID: IESNA:LM-79-08
Lamp Name:	Lamp Catalog:	Test Lab: LIGHT LABORATORY, INC. (www.lig
Manufacture: Light and Green	Test Machine:GON-2000	Test Date: 2/18/2021

Unified Glare Rating Table

Ceiling RCC	0.70	0.70	0.50	0.50	0.30	0.70	0.70	0.50	0.50	0.30
Wall RW	0.50	0.30	0.50	0.30	0.30	0.50	0.30	0.50	0.30	0.30
Floor RFC	0.20	0.20	0.20	0.20	0.20	0.20	0.20	0.20	0.20	0.20
Room Size	Vewed crosswise					Vewed endwise				
X=2H Y=2H	-10.7	-9.6	-9.9	-8.9	-8.1	-10.7	-9.6	-9.9	-8.9	-8.1
Y=3H	-10.8	-9.9	-10.1	-9.2	-8.3	-10.8	-9.9	-10.1	-9.2	-8.3
Y=4H	-10.9	-10.1	-10.2	-9.3	-8.5	-10.9	-10.1	-10.2	-9.3	-8.5
Y=6H	-11.0	-10.2	-10.3	-9.5	-8.6	-11.0	-10.2	-10.3	-9.5	-8.6
Y=8H	-11.1	-10.3	-10.3	-9.6	-8.7	-11.1	-10.3	-10.3	-9.6	-8.7
Y=12H	-11.1	-10.4	-10.4	-9.7	-8.7	-11.1	-10.4	-10.4	-9.7	-8.7
X=4H Y=2H	-10.9	-10.1	-10.2	-9.3	-8.5	-10.9	-10.1	-10.2	-9.3	-8.5
Y=3H	-11.1	-10.4	-10.4	-9.6	-8.7	-11.1	-10.4	-10.4	-9.6	-8.7
Y=4H	-11.2	-10.6	-10.5	-9.8	-8.9	-11.2	-10.6	-10.5	-9.8	-8.9
Y=6H	-11.3	-10.8	-10.6	-10.0	-9.0	-11.3	-10.8	-10.6	-10.0	-9.0
Y=8H	-11.4	-10.8	-10.6	-10.1	-9.1	-11.4	-10.8	-10.6	-10.1	-9.1
Y=12H	-11.5	-11.0	-10.6	-10.1	-9.2	-11.5	-11.0	-10.6	-10.1	-9.2
X=8H Y=4H	-11.4	-10.8	-10.6	-10.1	-9.1	-11.4	-10.8	-10.6	-10.1	-9.1
Y=6H	-11.5	-11.0	-10.7	-10.2	-9.2	-11.5	-11.0	-10.7	-10.2	-9.2
Y=8H	-11.6	-11.1	-10.7	-10.3	-9.3	-11.6	-11.1	-10.7	-10.3	-9.3
Y=12H	-11.6	-11.2	-10.8	-10.4	-9.4	-11.6	-11.2	-10.8	-10.4	-9.4
X=12H Y=4H	-11.5	-11.0	-10.6	-10.1	-9.2	-11.5	-11.0	-10.6	-10.1	-9.2
Y=6H	-11.6	-11.1	-10.7	-10.3	-9.3	-11.6	-11.1	-10.7	-10.3	-9.3
Y=8H	-11.6	-11.2	-10.8	-10.4	-9.4	-11.6	-11.2	-10.8	-10.4	-9.4
Variations with the objerver position at spacings										
S=1.0H	0.0/0.0					0.0/0.0				
S=1.5H	0.0/0.0					0.0/0.0				
S=2.0H	0.0/0.0					0.0/0.0				
Reduced UGR Table:										
Nordic Standard Table:	BKO					BKO				
Correction Value	0.0					0.0				

the CIE Pub.117, data has been corrected, refers to the lamp's lumens 8.2flm.

Candela Tabulation

V/H	C0.0	C5.0	C10.0	C15.0	C20.0	C25.0	C30.0	C35.0	C40.0	C45.0	C50.0	C55.0
γ 0.0	0.18	0.18	0.18	0.18	0.18	0.18	0.18	0.18	0.18	0.18	0.18	0.18
γ 2.5	0.31	0.31	0.31	0.31	0.31	0.30	0.30	0.29	0.28	0.27	0.26	0.26
γ 5.0	0.63	0.63	0.63	0.61	0.60	0.58	0.55	0.52	0.49	0.45	0.41	0.36
γ 7.5	1.82	1.81	1.75	1.68	1.58	1.46	1.32	1.16	0.98	0.78	0.62	0.55
γ 10.0	34.58	34.75	32.90	30.52	27.11	22.70	17.30	10.90	3.69	1.54	1.25	0.95
γ 12.5	111.60	112.42	107.19	100.40	90.52	77.90	62.22	42.64	29.14	19.16	8.34	1.53
γ 15.0	201.01	199.85	190.77	180.22	166.32	150.06	134.02	115.70	88.29	53.86	28.37	14.73
γ 17.5	228.99	226.33	220.91	215.17	204.69	193.62	183.71	161.57	131.98	103.56	64.87	31.56
γ 20.0	233.25	229.77	225.88	220.07	208.06	198.07	185.94	161.14	138.32	111.50	92.28	58.19
γ 22.5	224.20	218.59	214.80	206.71	195.42	184.52	163.74	142.66	119.79	108.33	94.68	76.32
γ 25.0	202.37	197.41	194.16	185.54	176.21	160.18	138.04	116.91	107.63	98.66	90.44	73.75
γ 27.5	170.55	167.56	166.48	160.50	154.49	133.34	111.52	101.96	93.34	83.75	74.98	65.05
γ 30.0	139.82	137.88	134.64	125.70	122.66	108.43	93.41	86.70	80.76	69.14	59.56	50.37
γ 32.5	110.58	116.08	112.00	94.62	88.71	86.80	76.81	69.87	63.56	54.02	46.69	41.48
γ 35.0	113.52	90.20	81.94	76.60	72.34	68.28	59.70	53.91	48.29	42.24	36.66	31.08
γ 37.5	61.16	61.34	60.44	59.57	56.18	52.46	47.09	41.71	37.46	33.02	28.07	24.91
γ 40.0	46.07	46.12	45.45	44.25	42.02	39.65	37.02	32.88	29.73	25.58	23.24	19.93
γ 42.5	35.52	35.62	35.29	34.07	32.67	30.22	28.85	26.71	23.80	21.32	18.78	17.44
γ 45.0	28.47	28.60	28.26	27.19	26.11	24.80	23.31	21.67	20.29	17.71	16.85	15.26
γ 47.5	23.40	23.43	23.27	22.67	21.63	20.69	19.51	18.44	17.34	16.57	15.40	13.42
γ 50.0	19.87	19.93	19.79	19.30	18.65	17.88	16.84	15.90	15.60	15.40	13.59	11.81
γ 52.5	17.36	17.33	17.14	16.68	16.31	15.66	14.92	14.22	13.20	13.09	11.57	10.36
γ 55.0	15.23	15.24	15.10	14.81	14.39	13.93	13.33	12.78	12.02	11.03	10.21	8.91
γ 57.5	13.88	13.86	13.66	13.25	12.89	12.60	12.17	11.70	11.00	10.26	9.38	8.24
γ 60.0	12.54	12.60	12.60	12.32	12.04	11.73	11.30	10.85	10.29	9.55	8.75	7.74
γ 62.5	11.88	11.88	11.79	11.58	11.39	11.08	10.73	10.30	9.72	9.07	8.25	7.32
γ 65.0	11.21	11.26	11.23	11.05	10.87	10.60	10.25	9.83	9.30	8.65	7.86	6.93
γ 67.5	10.92	10.92	10.80	10.70	10.47	10.24	9.90	9.46	8.98	8.34	7.54	6.64
γ 70.0	10.62	10.66	10.62	10.45	10.30	10.02	9.66	9.23	8.74	8.11	7.32	6.40
γ 72.5	10.55	10.55	10.49	10.38	10.20	9.90	9.53	9.08	8.56	7.94	7.20	6.23
γ 75.0	10.48	10.49	10.46	10.34	10.15	9.84	9.43	8.98	8.45	7.82	7.08	6.09
γ 77.5	10.53	10.52	10.47	10.37	10.16	9.83	9.40	8.93	8.39	7.74	6.96	5.97
γ 80.0	10.58	10.62	10.61	10.49	10.25	9.90	9.46	8.96	8.39	7.73	6.95	5.93
γ 82.5	10.71	10.76	10.79	10.66	10.38	10.03	9.59	9.07	8.50	7.81	6.99	5.94
γ 85.0	10.83	10.94	10.95	10.78	10.49	10.14	9.71	9.19	8.61	7.92	7.12	6.05
γ 87.5	10.98	11.13	11.04	10.84	10.57	10.22	9.80	9.29	8.72	8.04	7.24	6.17
γ 90.0	11.14	11.18	11.07	10.90	10.64	10.30	9.89	9.36	8.80	8.14	7.34	6.27
γ 95.0	11.14	11.30	11.27	11.08	10.82	10.47	10.06	9.56	8.99	8.32	7.52	6.51
γ 100.0	11.18	11.21	11.26	11.12	10.88	10.55	10.13	9.65	9.10	8.44	7.67	6.69
γ 105.0	11.14	11.13	11.11	11.03	10.83	10.53	10.14	9.69	9.14	8.50	7.74	6.82
γ 110.0	11.00	11.01	10.96	10.86	10.69	10.43	10.06	9.63	9.09	8.50	7.76	6.92
γ 115.0	10.83	10.84	10.76	10.66	10.48	10.23	9.90	9.50	9.00	8.42	7.72	6.92
γ 120.0	10.58	10.57	10.50	10.39	10.21	9.98	9.65	9.28	8.81	8.26	7.60	6.89
γ 125.0	10.27	10.25	10.18	10.08	9.90	9.66	9.36	8.99	8.55	8.02	7.42	6.77
γ 130.0	9.85	9.86	9.80	9.69	9.51	9.28	8.99	8.65	8.20	7.72	7.18	6.56
γ 135.0	9.40	9.38	9.31	9.21	9.05	8.83	8.55	8.18	7.80	7.37	6.88	6.29
γ 140.0	8.84	8.83	8.77	8.67	8.51	8.28	8.02	7.72	7.37	6.97	6.50	5.96

Candela Tabulation - (Cont.)

V/H	C0.0	C5.0	C10.0	C15.0	C20.0	C25.0	C30.0	C35.0	C40.0	C45.0	C50.0	C55.0
γ 145.0	8.17	8.18	8.12	8.02	7.88	7.68	7.45	7.18	6.86	6.49	6.07	5.61
γ 150.0	7.48	7.48	7.43	7.34	7.21	7.04	6.83	6.57	6.27	5.94	5.58	5.17
γ 155.0	6.71	6.71	6.67	6.58	6.46	6.31	6.12	5.91	5.66	5.38	5.06	4.69
γ 160.0	5.87	5.87	5.81	5.75	5.66	5.53	5.38	5.19	4.99	4.74	4.46	4.15
γ 165.0	4.96	4.96	4.91	4.86	4.78	4.68	4.55	4.41	4.24	4.05	3.84	3.60
γ 170.0	3.95	3.95	3.92	3.89	3.84	3.77	3.69	3.59	3.47	3.33	3.16	2.98
γ 175.0	2.90	2.90	2.90	2.83	2.77	2.70	2.61	2.52	2.40	2.28	2.14	2.00
γ 180.0	0.00	0.00	0.00	0.00	0.00	0.00	0.00	0.00	0.00	0.00	0.00	0.00
V/H	C60.0	C65.0	C70.0	C75.0	C80.0	C85.0	C90.0	C95.0	C100.0	C105.0	C110.0	C115.0
γ 0.0	0.18	0.18	0.18	0.18	0.18	0.18	0.18	0.18	0.18	0.18	0.18	0.18
γ 2.5	0.24	0.23	0.22	0.21	0.20	0.19	0.18	0.00	0.00	0.00	0.00	0.00
γ 5.0	0.31	0.29	0.27	0.25	0.22	0.20	0.18	0.00	0.00	0.00	0.00	0.00
γ 7.5	0.47	0.40	0.32	0.28	0.24	0.20	0.17	0.00	0.00	0.00	0.00	0.00
γ 10.0	0.63	0.53	0.42	0.31	0.25	0.21	0.16	0.00	0.00	0.00	0.00	0.00
γ 12.5	1.13	0.73	0.53	0.39	0.28	0.22	0.17	0.00	0.00	0.00	0.00	0.00
γ 15.0	1.60	1.11	0.65	0.47	0.31	0.24	0.18	0.00	0.00	0.00	0.00	0.00
γ 17.5	14.87	1.43	0.92	0.54	0.36	0.25	0.18	0.00	0.00	0.00	0.00	0.00
γ 20.0	24.56	8.90	1.13	0.62	0.41	0.26	0.18	0.00	0.00	0.00	0.00	0.00
γ 22.5	41.46	13.98	1.35	0.74	0.43	0.25	0.17	0.00	0.00	0.00	0.00	0.00
γ 25.0	46.25	13.94	3.10	0.76	0.45	0.25	0.16	0.00	0.00	0.00	0.00	0.00
γ 27.5	38.94	12.89	1.80	0.80	0.46	0.25	0.17	0.00	0.00	0.00	0.00	0.00
γ 30.0	38.31	16.80	1.89	0.88	0.48	0.26	0.18	0.00	0.00	0.00	0.00	0.00
γ 32.5	33.39	17.64	4.60	1.04	0.53	0.27	0.18	0.00	0.00	0.00	0.00	0.00
γ 35.0	26.89	18.55	7.54	1.21	0.58	0.28	0.18	0.00	0.00	0.00	0.00	0.00
γ 37.5	21.55	16.22	8.89	1.34	0.65	0.30	0.18	0.00	0.00	0.00	0.00	0.00
γ 40.0	17.21	14.93	6.85	1.36	0.72	0.33	0.19	0.00	0.00	0.00	0.00	0.00
γ 42.5	15.60	13.58	5.96	1.41	0.79	0.36	0.21	0.00	0.00	0.00	0.00	0.00
γ 45.0	13.70	11.27	5.32	1.52	0.86	0.40	0.23	0.00	0.00	0.00	0.00	0.00
γ 47.5	11.58	9.14	3.62	1.56	0.91	0.42	0.24	0.00	0.00	0.00	0.00	0.00
γ 50.0	9.86	7.50	3.49	1.60	0.96	0.45	0.25	0.00	0.00	0.00	0.00	0.00
γ 52.5	8.54	6.01	3.22	1.63	1.01	0.48	0.26	0.00	0.00	0.00	0.00	0.00
γ 55.0	7.55	5.59	3.11	1.65	1.06	0.51	0.28	0.00	0.00	0.00	0.00	0.00
γ 57.5	7.10	5.14	2.94	1.69	1.10	0.54	0.30	0.00	0.00	0.00	0.00	0.00
γ 60.0	6.60	4.85	2.81	1.73	1.15	0.55	0.32	0.00	0.00	0.00	0.00	0.00
γ 62.5	6.18	4.56	2.69	1.76	1.19	0.58	0.32	0.00	0.00	0.00	0.00	0.00
γ 65.0	5.82	4.36	2.65	1.78	1.23	0.61	0.32	0.00	0.00	0.00	0.00	0.00
γ 67.5	5.48	4.09	2.61	1.80	1.25	0.63	0.31	0.00	0.00	0.00	0.00	0.00
γ 70.0	5.29	3.96	2.60	1.81	1.26	0.65	0.30	0.00	0.00	0.00	0.00	0.00
γ 72.5	5.12	3.85	2.60	1.82	1.29	0.66	0.30	0.00	0.00	0.00	0.00	0.00
γ 75.0	4.99	3.78	2.61	1.85	1.32	0.68	0.30	0.00	0.00	0.00	0.00	0.00
γ 77.5	4.87	3.71	2.63	1.90	1.33	0.70	0.29	0.00	0.00	0.00	0.00	0.00
γ 80.0	4.82	3.66	2.66	1.95	1.33	0.73	0.28	0.00	0.00	0.00	0.00	0.00
γ 82.5	4.81	3.67	2.71	2.00	1.35	0.76	0.26	0.00	0.00	0.00	0.00	0.00
γ 85.0	4.87	3.73	2.77	2.04	1.35	0.79	0.25	0.00	0.00	0.00	0.00	0.00
γ 87.5	4.99	3.83	2.85	2.10	1.40	0.79	0.25	0.00	0.00	0.00	0.00	0.00
γ 90.0	5.10	3.93	2.93	2.17	1.45	0.80	0.25	0.00	0.00	0.00	0.00	0.00
γ 95.0	5.36	4.21	3.20	2.40	1.64	0.91	0.25	0.00	0.00	0.00	0.00	0.00

Candela Tabulation - (Cont.)

V/H	C120.0	C125.0	C130.0	C135.0	C140.0	C145.0	C150.0	C155.0	C160.0	C165.0	C170.0	C175.0
γ 72.5	0.00	0.00	0.00	0.00	0.00	0.00	0.00	0.00	0.00	0.00	0.00	0.00
γ 75.0	0.00	0.00	0.00	0.00	0.00	0.00	0.00	0.00	0.00	0.00	0.00	0.00
γ 77.5	0.00	0.00	0.00	0.00	0.00	0.00	0.00	0.00	0.00	0.00	0.00	0.00
γ 80.0	0.00	0.00	0.00	0.00	0.00	0.00	0.00	0.00	0.00	0.00	0.00	0.00
γ 82.5	0.00	0.00	0.00	0.00	0.00	0.00	0.00	0.00	0.00	0.00	0.00	0.00
γ 85.0	0.00	0.00	0.00	0.00	0.00	0.00	0.00	0.00	0.00	0.00	0.00	0.00
γ 87.5	0.00	0.00	0.00	0.00	0.00	0.00	0.00	0.00	0.00	0.00	0.00	0.00
γ 90.0	0.00	0.00	0.00	0.00	0.00	0.00	0.00	0.00	0.00	0.00	0.00	0.00
γ 95.0	0.00	0.00	0.00	0.00	0.00	0.00	0.00	0.00	0.00	0.00	0.00	0.00
γ 100.0	0.00	0.00	0.00	0.00	0.00	0.00	0.00	0.00	0.00	0.00	0.00	0.00
γ 105.0	0.00	0.00	0.00	0.00	0.00	0.00	0.00	0.00	0.00	0.00	0.00	0.00
γ 110.0	0.00	0.00	0.00	0.00	0.00	0.00	0.00	0.00	0.00	0.00	0.00	0.00
γ 115.0	0.00	0.00	0.00	0.00	0.00	0.00	0.00	0.00	0.00	0.00	0.00	0.00
γ 120.0	0.00	0.00	0.00	0.00	0.00	0.00	0.00	0.00	0.00	0.00	0.00	0.00
γ 125.0	0.00	0.00	0.00	0.00	0.00	0.00	0.00	0.00	0.00	0.00	0.00	0.00
γ 130.0	0.00	0.00	0.00	0.00	0.00	0.00	0.00	0.00	0.00	0.00	0.00	0.00
γ 135.0	0.00	0.00	0.00	0.00	0.00	0.00	0.00	0.00	0.00	0.00	0.00	0.00
γ 140.0	0.00	0.00	0.00	0.00	0.00	0.00	0.00	0.00	0.00	0.00	0.00	0.00
γ 145.0	0.00	0.00	0.00	0.00	0.00	0.00	0.00	0.00	0.00	0.00	0.00	0.00
γ 150.0	0.00	0.00	0.00	0.00	0.00	0.00	0.00	0.00	0.00	0.00	0.00	0.00
γ 155.0	0.00	0.00	0.00	0.00	0.00	0.00	0.00	0.00	0.00	0.00	0.00	0.00
γ 160.0	0.00	0.00	0.00	0.00	0.00	0.00	0.00	0.00	0.00	0.00	0.00	0.00
γ 165.0	0.00	0.00	0.00	0.00	0.00	0.00	0.00	0.00	0.00	0.00	0.00	0.00
γ 170.0	0.00	0.00	0.00	0.00	0.00	0.00	0.00	0.00	0.00	0.00	0.00	0.00
γ 175.0	0.00	0.00	0.00	0.00	0.00	0.00	0.00	0.00	0.00	0.00	0.00	0.00
γ 180.0	0.00	0.00	0.00	0.00	0.00	0.00	0.00	0.00	0.00	0.00	0.00	0.00
V/H	C180.0											
γ 0.0	0.18											
γ 2.5	0.00											
γ 5.0	0.00											
γ 7.5	0.00											
γ 10.0	0.00											
γ 12.5	0.00											
γ 15.0	0.00											
γ 17.5	0.00											
γ 20.0	0.00											
γ 22.5	0.00											
γ 25.0	0.00											
γ 27.5	0.00											
γ 30.0	0.00											
γ 32.5	0.00											
γ 35.0	0.00											
γ 37.5	0.00											
γ 40.0	0.00											
γ 42.5	0.00											
γ 45.0	0.00											
γ 47.5	0.00											

Candela Tabulation - (Cont.)

V/H	C180.0
γ 50.0	0.00
γ 52.5	0.00
γ 55.0	0.00
γ 57.5	0.00
γ 60.0	0.00
γ 62.5	0.00
γ 65.0	0.00
γ 67.5	0.00
γ 70.0	0.00
γ 72.5	0.00
γ 75.0	0.00
γ 77.5	0.00
γ 80.0	0.00
γ 82.5	0.00
γ 85.0	0.00
γ 87.5	0.00
γ 90.0	0.00
γ 95.0	0.00
γ 100.0	0.00
γ 105.0	0.00
γ 110.0	0.00
γ 115.0	0.00
γ 120.0	0.00
γ 125.0	0.00
γ 130.0	0.00
γ 135.0	0.00
γ 140.0	0.00
γ 145.0	0.00
γ 150.0	0.00
γ 155.0	0.00
γ 160.0	0.00
γ 165.0	0.00
γ 170.0	0.00
γ 175.0	0.00
γ 180.0	0.00
