

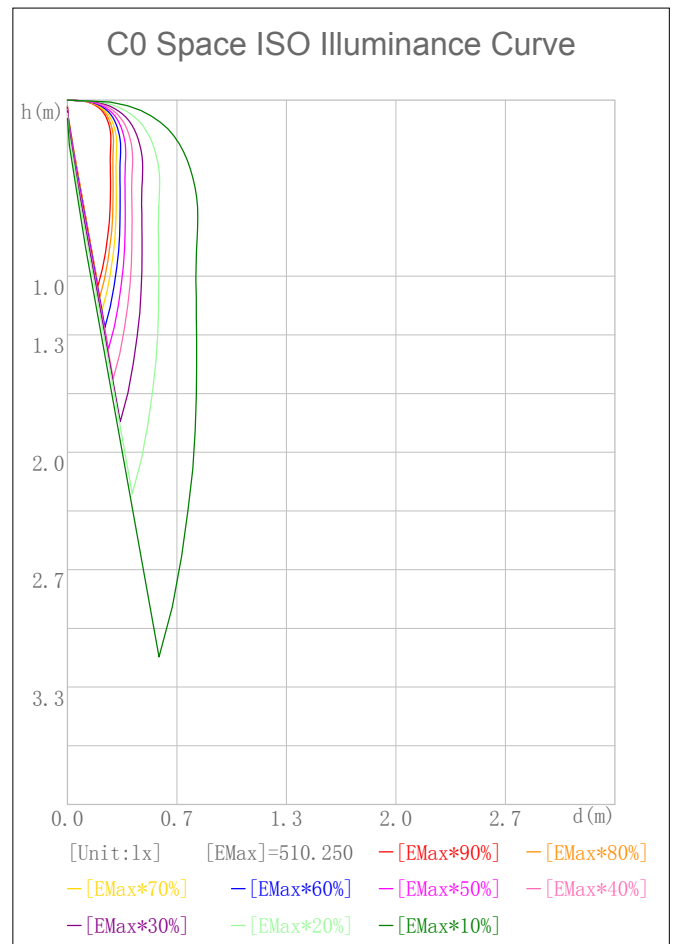
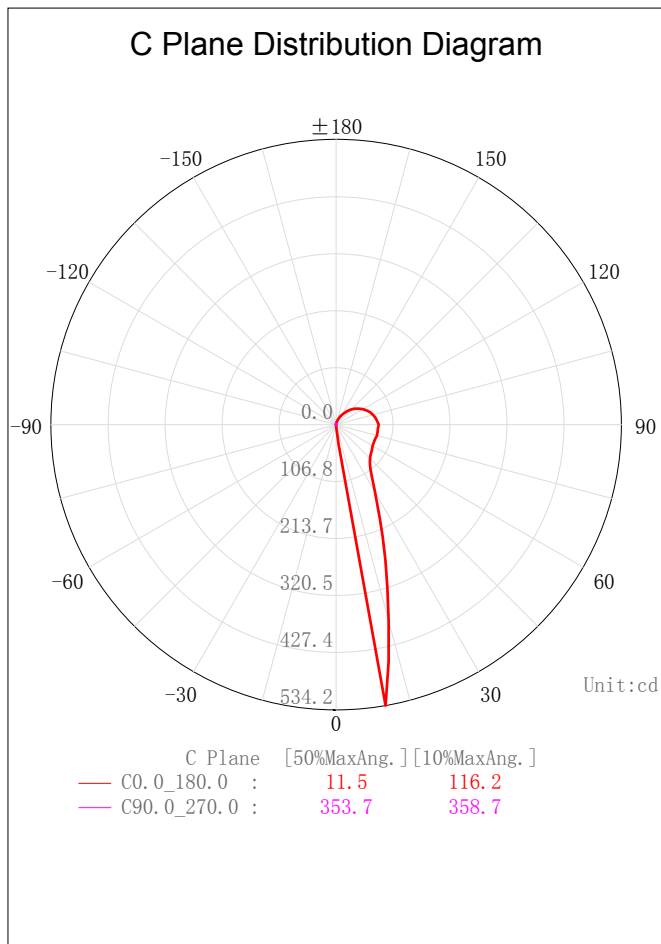
## Indoor Luminaire Photometric Data

### Description Information

Luminaire Name: LED STEP LIGHT		Lum. Catalog: LG-4015-30K	Test ID: IESNA:LM-79-08
Lamp Name:		Lamp Catalog:	Test Date: 2/19/2021
Manufacture: Light and Green		Shld. Ang(°):	Test Machine:GON-2000
Test Lab: LIGHT LABORATORY, INC. (www.lightlaboratory.com)		Frequency (Hz):	Lamp CCT(K): Ra:
Lum. Size (W*L*H): 0.210m*0.000m*0.000m		Lum. Area (m2): 0.000	Lum. W (kg):
Test System: C, $\gamma$	Test Step: C=5.0 $\gamma$ =2.5	Temp. (°C):	Humidity(%):

### Character Parameter

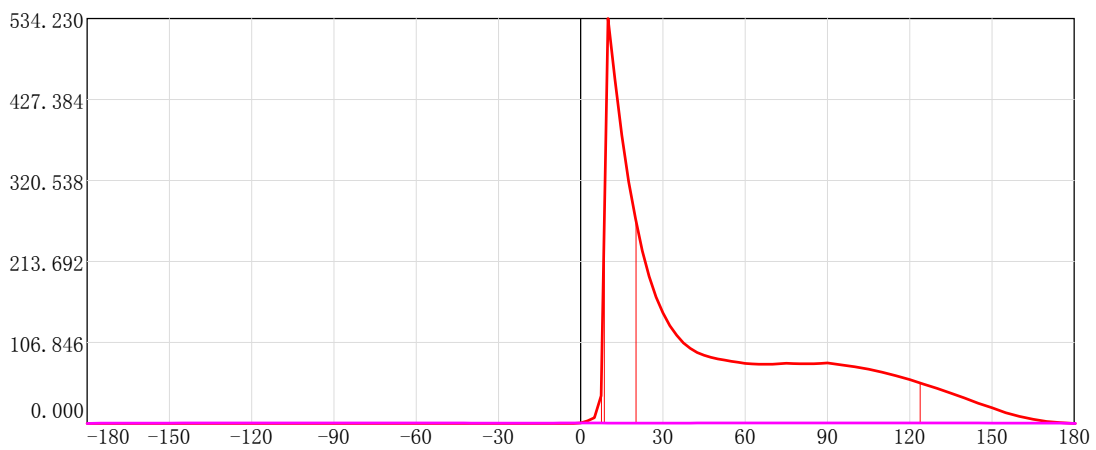
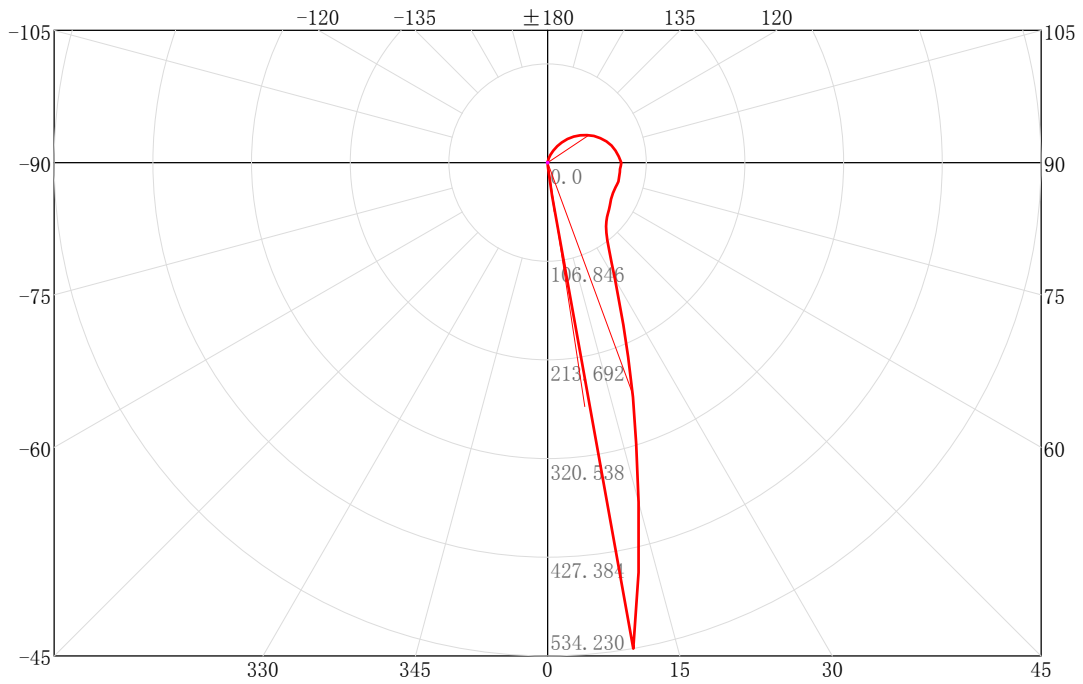
Lamp Speciality Parameter		Luminaire Speciality Parameter	
Rated Flux(lm): 251.451	Luminary Flux(lm): 251.451	Field Angle(10%Imax): 116.2(°)	
Rated Power(W):	Luminary Efficiency: 100.00%	Down Lumens&Percent: 163.544lm 65.04%	
Rated Voltage(V):	Luminary EER(lm/W): 72.884	Up Lumens&Percent: 87.907lm 34.96%	
Tested Power(W): 3.450	Max. Candela(cd): 534.230	S/MH: C0_a180=6.612 C90_270=1.356	
Lamps' Inside: 1	Max Cand@Ang. (°): C=0.0 $\gamma$ =10.0	CIE Type: General Diffuse	
Tested Electrics (V, A, pf):	Beam Angle (50%Imax): 11.5(°)	ErP $\phi$ use(120°): 95.833lm	
Lamp Size (W*L*H): 0.210m*0.000m*0.000m	Left=8.7°, Right=20.2°	IRF(%): 650.661	



**2D Plane Light Intensity Distribution Curve**

Lum. Name: LED STEP LIGHT	Lum. Catalog: LG-4015-30K	Test ID: IESNA:LM-79-08
Lamp Name:	Lamp Catalog:	Test Lab: LIGHT LABORATORY, INC. (www.lig
Manufacture: Light and Green	Test Machine:GON-2000	Test Date: 2/19/2021

**C Plane Distribution Diagram**

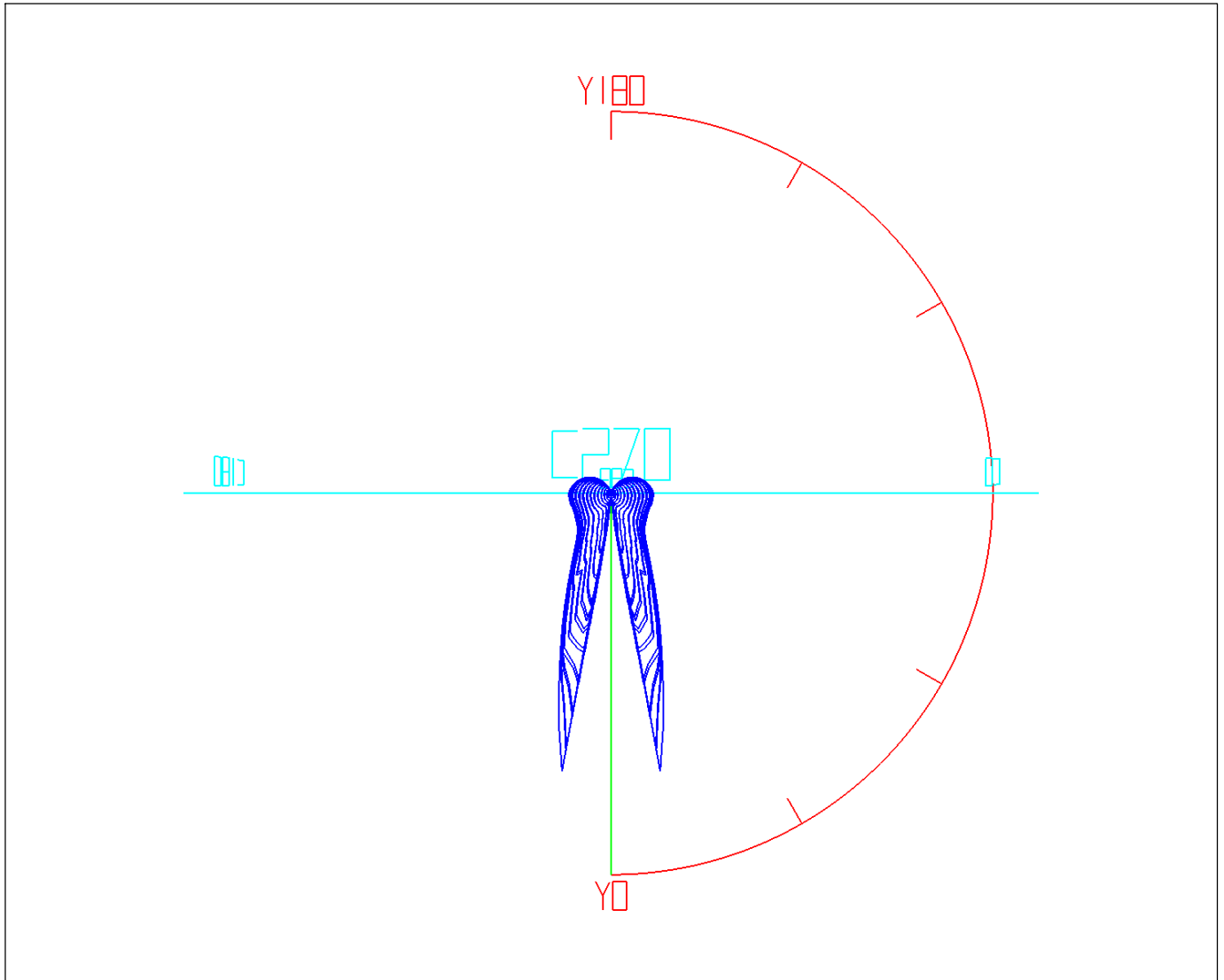


C Plane [50%MaxAng.] [10%MaxAng.] Unit:cd  
 — C0.0\_180.0 : 11.5 116.2  
 — C90.0\_270.0 : 353.7 358.7

**3D Light Intensity Distribution Modal**

Lum. Name: LED STEP LIGHT	Lum. Catalog: LG-4015-30K	Test ID: IESNA:LM-79-08
Lamp Name:	Lamp Catalog:	Test Lab: LIGHT LABORATORY, INC. (www.lig
Manufacture: Light and Green	Test Machine:GON-2000	Test Date: 2/19/2021

**3D Light Intensity Distribution Modal**



Curves: 3D Model ——— Fixture ——— Vert. HUD ——— Hori. HUD ———  
 View Angles: Orient:0 Tilt:0 Roll:0 Spin:0

# IES Indoor Report

Photometric Filename:LG-4015.IES

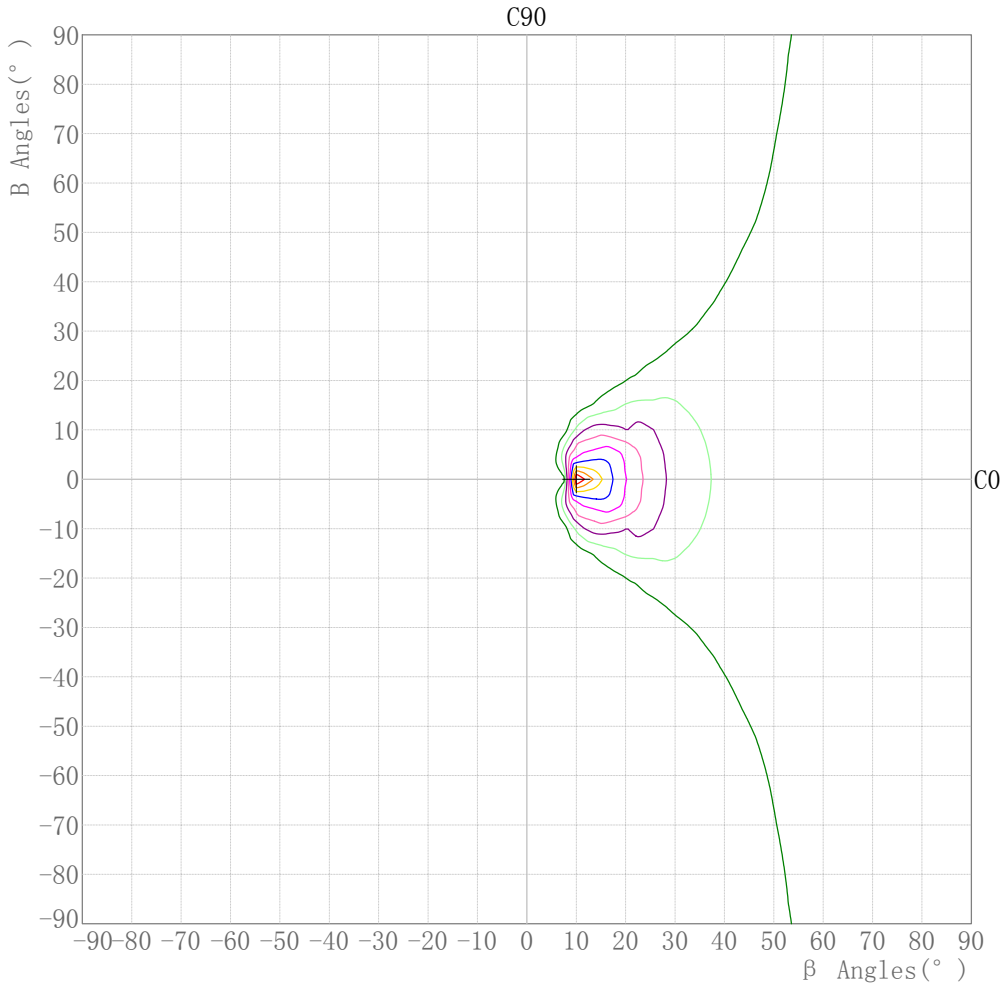
## Zonal Flux Tabulation

Zone (γ)	Zone Flux (lm)	Sums Flux (lm)	Zone%Lamp	Sums%Lamp	Zone (γ)	Zone Flux (lm)	Sums Flux (lm)	Zone%Lamp	Sums%Lamp
0.0-2.5	0.01	0.01	0.00	0.00	145.0-150.0	1.90	248.95	0.76	99.01
2.5-5.0	0.03	0.04	0.01	0.01	150.0-155.0	1.22	250.18	0.49	99.49
5.0-7.5	0.28	0.31	0.11	0.13	155.0-160.0	0.71	250.89	0.28	99.78
7.5-10.0	1.94	2.25	0.77	0.90	160.0-165.0	0.36	251.25	0.14	99.92
10.0-12.5	4.10	6.35	1.63	2.52	165.0-170.0	0.15	251.40	0.06	99.98
12.5-15.0	4.88	11.23	1.94	4.46	170.0-175.0	0.05	251.45	0.02	100.00
15.0-17.5	5.39	16.61	2.14	6.61	175.0-180.0	0.00	251.45	0.00	100.00
17.5-20.0	5.39	22.00	2.14	8.75					
20.0-22.5	5.05	27.05	2.01	10.76					
22.5-25.0	4.90	31.95	1.95	12.71					
25.0-27.5	4.80	36.76	1.91	14.62					
27.5-30.0	4.59	41.35	1.83	16.44					
30.0-32.5	4.44	45.79	1.77	18.21					
32.5-35.0	4.36	50.14	1.73	19.94					
35.0-37.5	4.29	54.43	1.70	21.65					
37.5-40.0	4.26	58.69	1.69	23.34					
40.0-42.5	4.28	62.97	1.70	25.04					
42.5-45.0	4.34	67.32	1.73	26.77					
45.0-47.5	4.44	71.76	1.77	28.54					
47.5-50.0	4.56	76.32	1.81	30.35					
50.0-52.5	4.69	81.01	1.87	32.22					
52.5-55.0	4.82	85.83	1.92	34.13					
55.0-57.5	4.95	90.78	1.97	36.10					
57.5-60.0	5.06	95.83	2.01	38.11					
60.0-62.5	5.16	100.99	2.05	40.16					
62.5-65.0	5.26	106.25	2.09	42.25					
65.0-67.5	5.37	111.62	2.13	44.39					
67.5-70.0	5.48	117.09	2.18	46.57					
70.0-72.5	5.59	122.68	2.22	48.79					
72.5-75.0	5.69	128.37	2.26	51.05					
75.0-77.5	5.77	134.15	2.30	53.35					
77.5-80.0	5.83	139.98	2.32	55.67					
80.0-82.5	5.87	145.85	2.34	58.00					
82.5-85.0	5.90	151.75	2.35	60.35					
85.0-87.5	5.91	157.66	2.35	62.70					
87.5-90.0	5.89	163.54	2.34	65.04					
90.0-95.0	11.58	175.12	4.60	69.64					
95.0-100.0	11.15	186.27	4.43	74.08					
100.0-105.0	10.54	196.81	4.19	78.27					
105.0-110.0	9.78	206.58	3.89	82.16					
110.0-115.0	8.88	215.47	3.53	85.69					
115.0-120.0	7.89	223.36	3.14	88.83					
120.0-125.0	6.84	230.20	2.72	91.55					
125.0-130.0	5.76	235.96	2.29	93.84					
130.0-135.0	4.69	240.65	1.87	95.71					
135.0-140.0	3.67	244.32	1.46	97.16					
140.0-145.0	2.73	247.05	1.08	98.25					

**Rectangle ISO Lighting Intensity Diagram**

Lum. Name: LED STEP LIGHT	Lum. Catalog: LG-4015-30K	Test ID: IESNA:LM-79-08
Lamp Name:	Lamp Catalog:	Test Lab: LIGHT LABORATORY, INC. (www.lig
Manufacture: Light and Green	Test Machine:GON-2000	Test Date: 2/19/2021

**ISO Lighting Intensity Curve**



Curves:

[Unit: cd]

[IMax] =534.230

— [IMax\*90%]=480.807

— [IMax\*80%]=427.384

— [IMax\*70%]=373.961

— [IMax\*60%]=320.538

— [IMax\*50%]=267.115

— [IMax\*40%]=213.692

— [IMax\*30%]=160.269

— [IMax\*20%]=106.846

— [IMax\*10%]=53.423

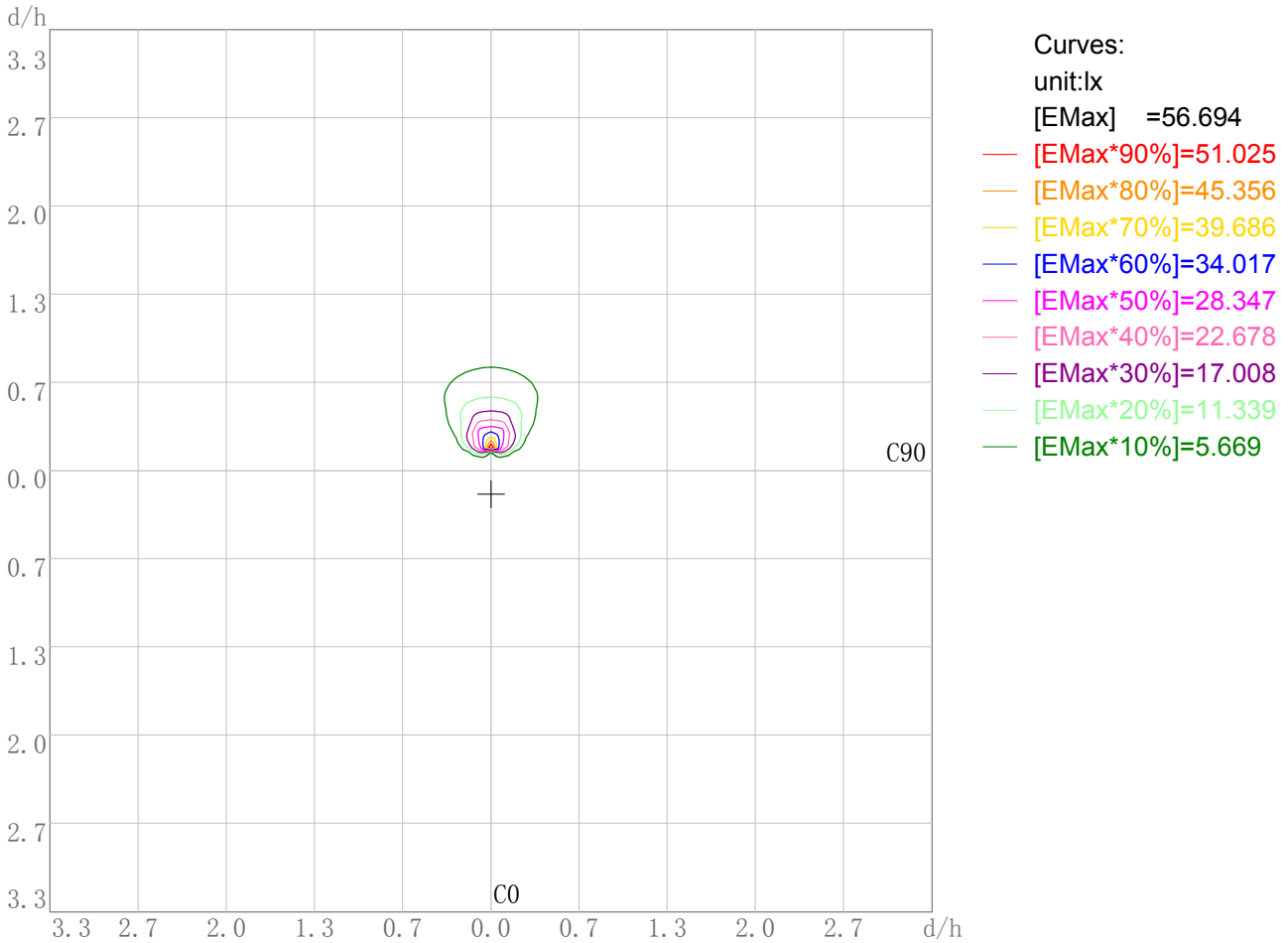
Maximum Light Intensity(cd): 534.23

Maximum Cand.@Angle: H=10.0°,V=0.0°

**Plane ISO-Illuminance Diagram**

Lum. Name: LED STEP LIGHT	Lum. Catalog: LG-4015-30K	Test ID: IESNA:LM-79-08
Lamp Name:	Lamp Catalog:	Test Lab: LIGHT LABORATORY, INC. (www.lig
Manufacture: Light and Green	Test Machine:GON-2000	Test Date: 2/19/2021

**Plane ISO-Illuminance Curve**

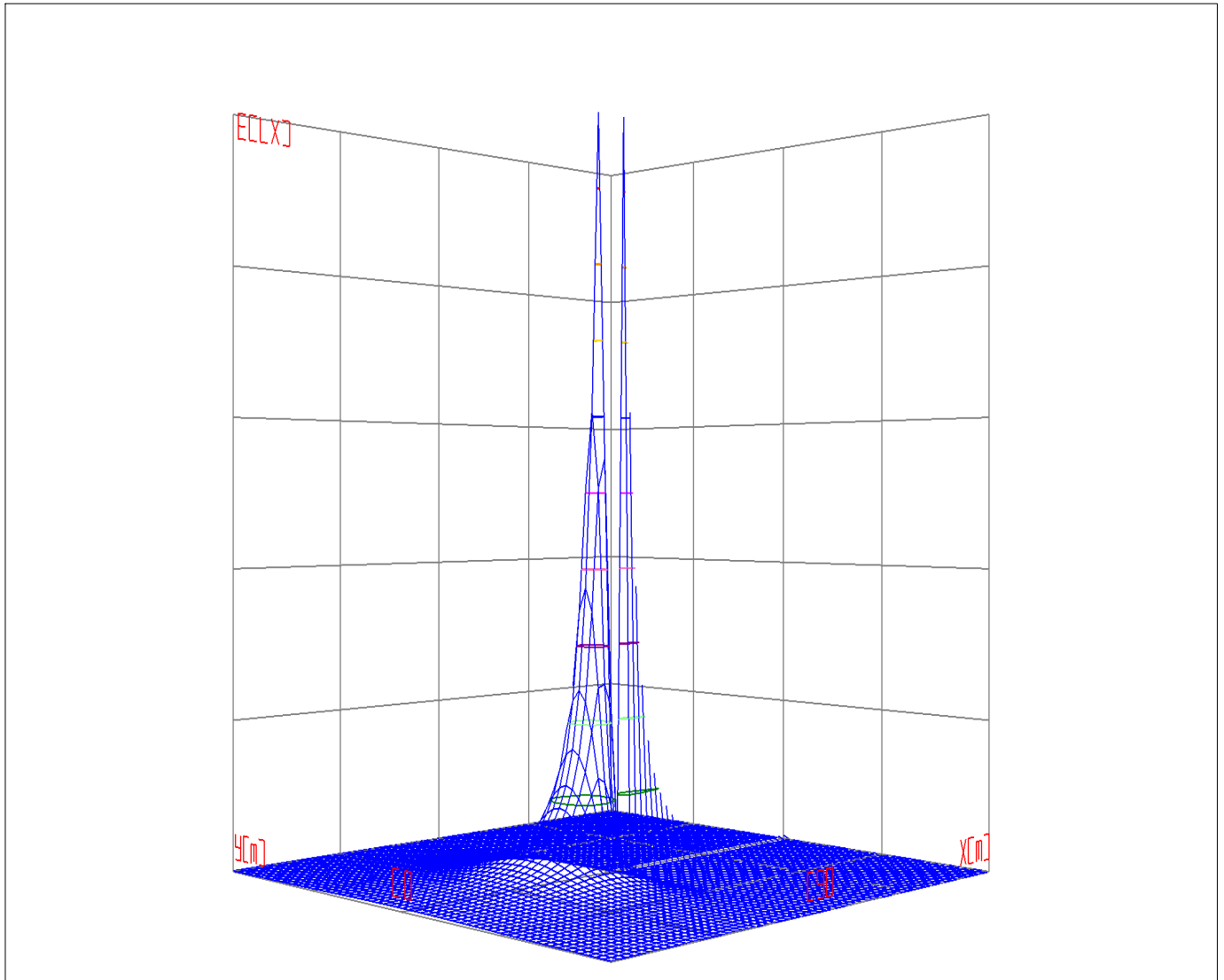


Working Plane Luminaire Mounting Height(m): 3.00  
 Working Plane Maximum Illuminance(lx): 56.69  
 Working Plane Maximum Illuminance Position(d/h):H0.0 V0.2

**3D Plane ISO Illuminance Diagram**

Lum. Name: LED STEP LIGHT	Lum. Catalog: LG-4015-30K	Test ID: IESNA:LM-79-08
Lamp Name:	Lamp Catalog:	Test Lab: LIGHT LABORATORY, INC. (www.lig
Manufacture: Light and Green	Test Machine:GON-2000	Test Date: 2/19/2021

**3D Plane Illuminance Modal**

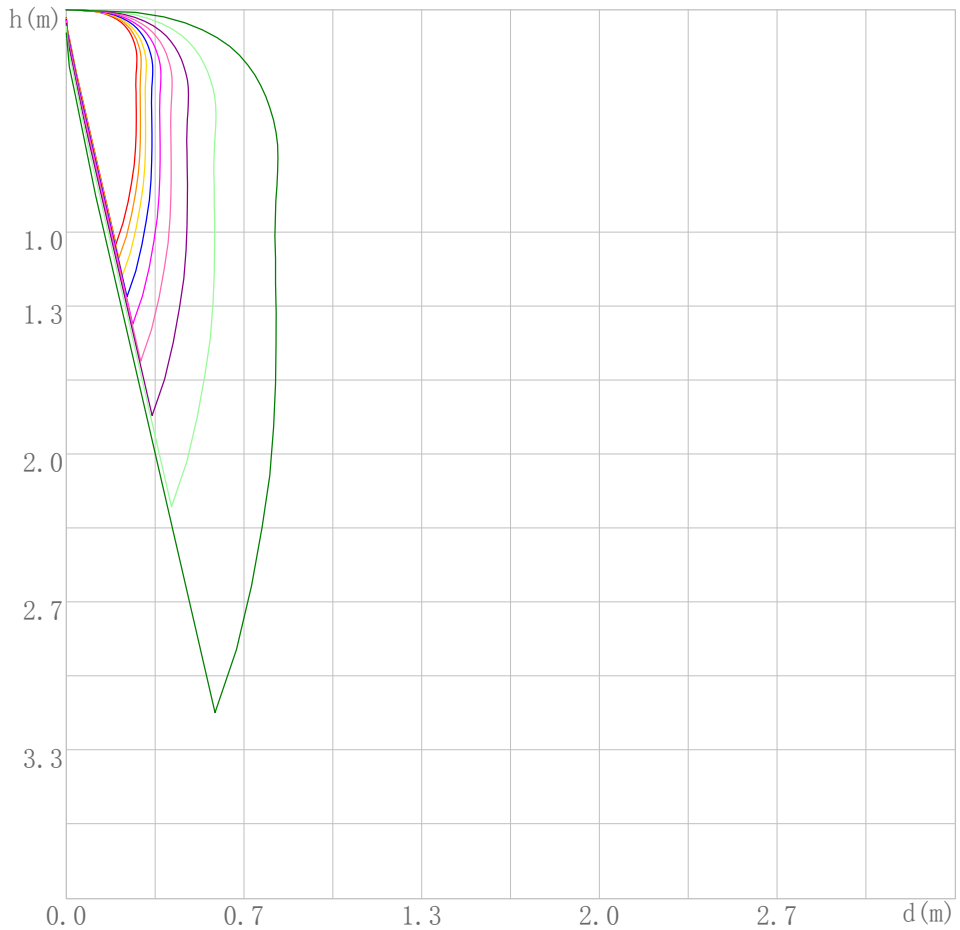


Curves: 3D Model — 90% — 80% — 70% — 60% — 50% — 40% — 30% — 20% — 10% —  
 View Angles(deg): 0    Height(m): 3.0    Distance(m): 10.0

**Space ISO Illuminance Diagram**

Lum. Name: LED STEP LIGHT	Lum. Catalog: LG-4015-30K	Test ID: IESNA:LM-79-08
Lamp Name:	Lamp Catalog:	Test Lab: LIGHT LABORATORY, INC. (www.lig
Manufacture: Light and Green	Test Machine:GON-2000	Test Date: 2/19/2021

Space ISO Illuminance Curve



- Curves:  
 [Unit: lx]  
 [EMax] =510.250
- [EMax\*90%]=459.225
  - [EMax\*80%]=408.200
  - [EMax\*70%]=357.175
  - [EMax\*60%]=306.150
  - [EMax\*50%]=255.125
  - [EMax\*40%]=204.100
  - [EMax\*30%]=153.075
  - [EMax\*20%]=102.050
  - [EMax\*10%]=51.025

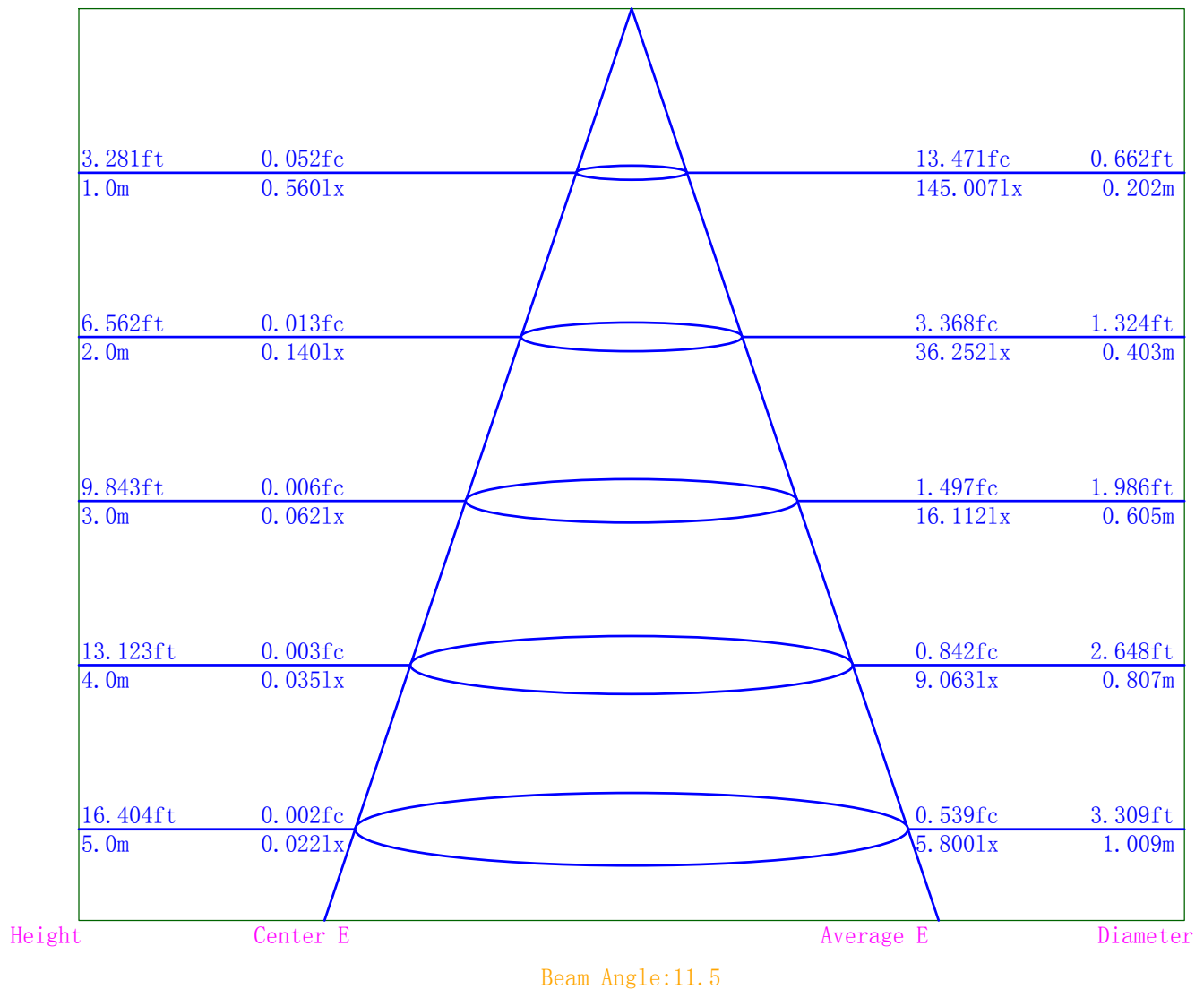
Space Plane Maximum Illuminance and @Angle:510.25lx,10.0deg  
 Plane Maximum Lighting Intensity and @Angle:534.230cd,0deg



**Illuminance-Distance Diagram**

Lum. Name: LED STEP LIGHT	Lum. Catalog: LG-4015-30K	Test ID: IESNA:LM-79-08
Lamp Name:	Lamp Catalog:	Test Lab: LIGHT LABORATORY, INC. (www.lig
Manufacture: Light and Green	Test Machine:GON-2000	Test Date: 2/19/2021

**Illuminance-Distance Curve**



**Indoor Luminance Limiting Curves**

Lum. Name: LED STEP LIGHT	Lum. Catalog: LG-4015-30K	Test ID: IESNA:LM-79-08
Lamp Name:	Lamp Catalog:	Test Lab: LIGHT LABORATORY, INC. (www.lig
Manufacture: Light and Green	Test Machine:GON-2000	Test Date: 2/19/2021

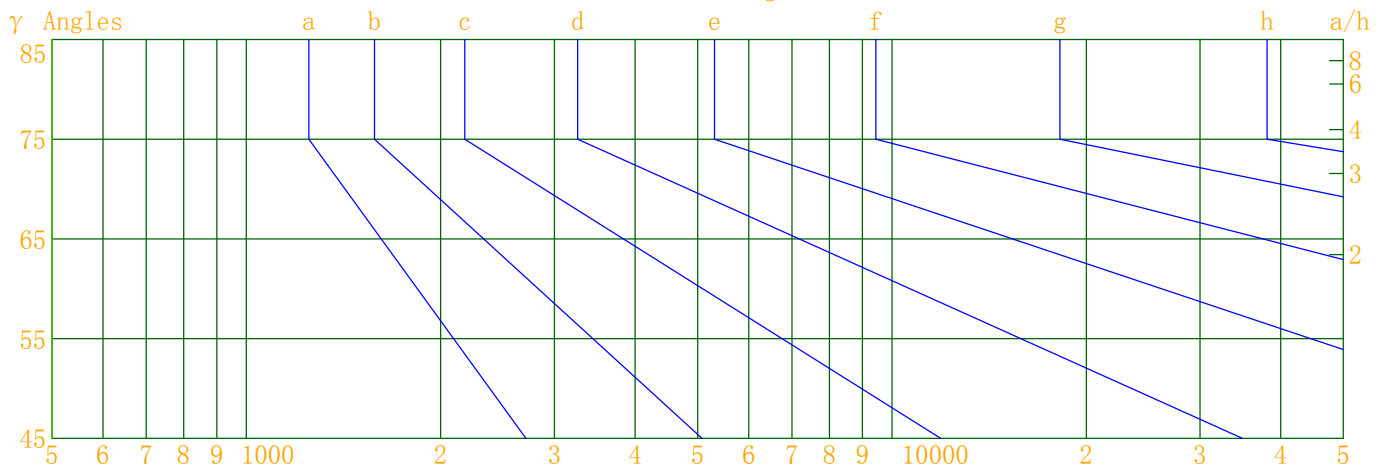
Glare Grade Table

GI	Quality	Using Illuminance							
		a	b	c	d	e	f	g	h
1.15	A	2000	1000	500	<=300				
1.5	B		2000	1000	500	<=300			
1.85	C			2000	1000	500	<=300		
2.2	D				2000	1000	500	<=300	
2.55	E	a				2000	1000	500	<=300
			b	c	d	e	f	g	h

Luminance Table

Gama (deg)	45	50	55	60	65	70	75	80	85
C0	0	0	0	0	0	0	0	0	0
C90	0	0	0	0	0	0	0	0	0

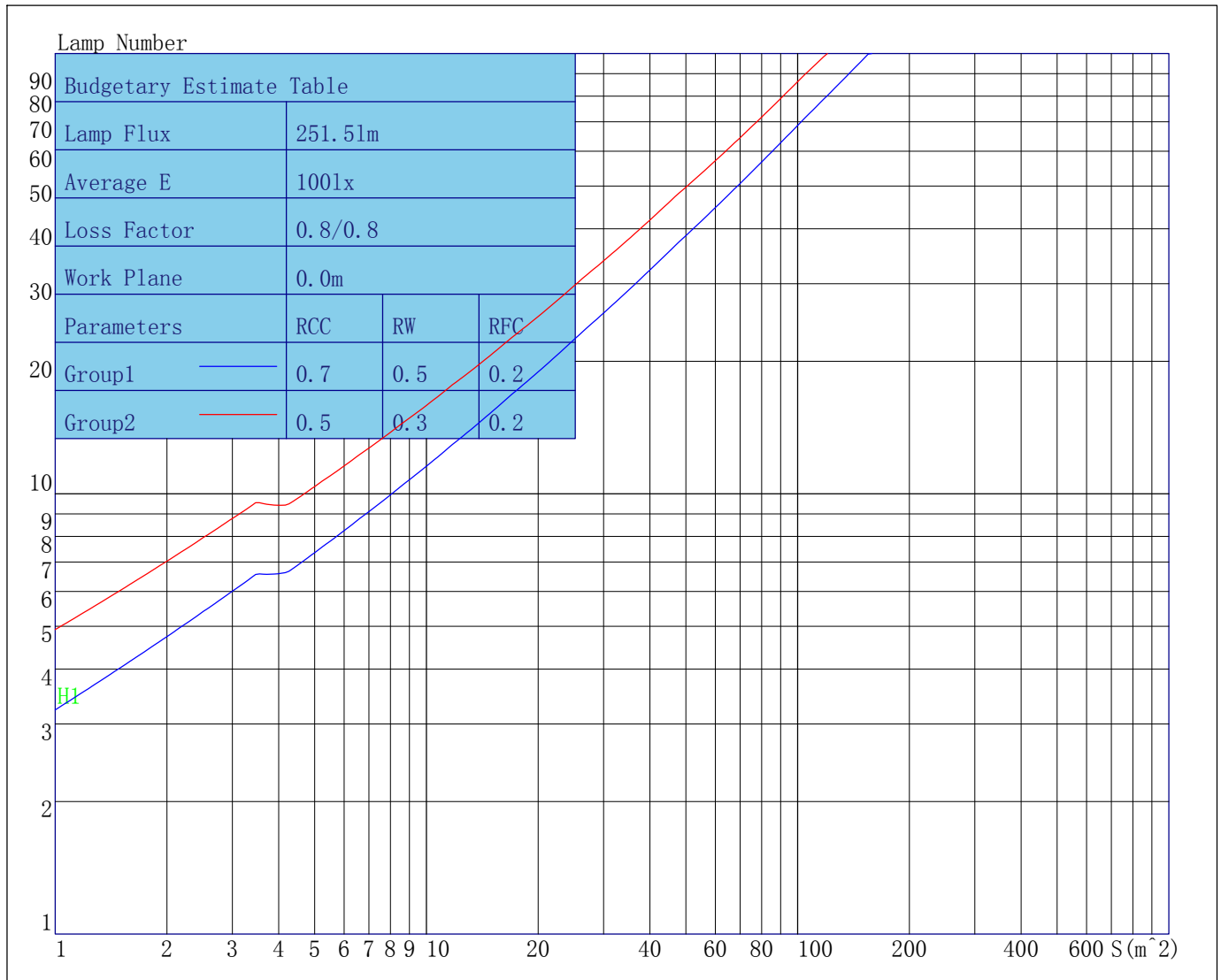
Luminance Limiting Curve



Luminous Size: Length(m)=0.000 Width(m)=0.210 Height(m)=0.000 Area(m^2)=0.000000  
 Luminous Type: Without Luminous Side  
 Luminous Curves: C0-C180 Color: — C90-C270 Color: —

**Indoor Budgetary Estimate Table**

Lum. Name: LED STEP LIGHT	Lum. Catalog: LG-4015-30K	Test ID: IESNA:LM-79-08
Lamp Name:	Lamp Catalog:	Test Lab: LIGHT LABORATORY, INC. (www.lig
Manufacture: Light and Green	Test Machine:GON-2000	Test Date: 2/19/2021



Parameters1: Rhocc = 0.7 Rhow = 0.5 Rhofc = 0.2 LLF = 0.8  
 Parameters2: Rhocc = 0.5 Rhow = 0.3 Rhofc = 0.2 LLF = 0.8  
 Average Illuminance(lx): 100 Cavity Height: H1(m) = 2

**Indoor Coefficient of Utilization Table**

Lum. Name: LED STEP LIGHT	Lum. Catalog: LG-4015-30K	Test ID: IESNA:LM-79-08
Lamp Name:	Lamp Catalog:	Test Lab: LIGHT LABORATORY, INC. (www.lig
Manufacture: Light and Green	Test Machine:GON-2000	Test Date: 2/19/2021

Coefficients of Utilization - Zonal Cavity Method																		
Coef.	Effective Floor Cavity Reflectance RFC=0.20																	
RhoCC (%)	80				70				50			30			10			0
RhoW (%)	70	50	30	10	70	50	30	10	50	30	10	50	30	10	50	30	10	0
RCR	Coefficient of Utilization (%)																	
0	111	111	111	111	104	104	104	104	92	92	92	80	80	80	70	70	70	65
1	97	91	85	80	91	85	80	76	74	71	67	65	62	59	56	53	51	47
2	87	78	70	63	81	73	66	60	64	58	53	55	51	47	47	44	41	37
3	79	68	59	52	74	64	56	49	56	49	44	48	43	39	41	37	34	30
4	72	60	51	44	67	56	48	41	49	42	37	43	37	33	37	32	29	25
5	66	53	44	37	62	50	42	36	44	37	32	38	33	28	33	29	25	22
6	61	48	39	32	57	45	37	31	40	33	28	35	29	25	30	26	22	19
7	57	43	35	29	53	41	33	27	36	30	25	32	26	22	28	23	20	17
8	53	40	31	25	49	37	30	24	33	27	22	29	24	20	26	21	18	15
9	49	36	28	23	46	34	27	22	31	24	20	27	22	18	24	19	16	14
10	46	33	26	21	43	32	25	20	28	22	18	25	20	16	22	18	15	13

**Unified Glare Rating Table**

Lum. Name: LED STEP LIGHT	Lum. Catalog: LG-4015-30K	Test ID: IESNA:LM-79-08
Lamp Name:	Lamp Catalog:	Test Lab: LIGHT LABORATORY, INC. (www.lig
Manufacture: Light and Green	Test Machine:GON-2000	Test Date: 2/19/2021

**Unified Glare Rating Table**

Ceiling RCC	0.70	0.70	0.50	0.50	0.30	0.70	0.70	0.50	0.50	0.30
Wall RW	0.50	0.30	0.50	0.30	0.30	0.50	0.30	0.50	0.30	0.30
Floor RFC	0.20	0.20	0.20	0.20	0.20	0.20	0.20	0.20	0.20	0.20
Room Size	Vewed crosswise					Vewed endwise				
X=2H Y=2H	-7.6	-6.5	-6.8	-5.7	-4.6	-7.6	-6.5	-6.8	-5.7	-4.6
Y=3H	-7.8	-6.8	-7.0	-5.9	-4.9	-7.8	-6.8	-7.0	-5.9	-4.9
Y=4H	-7.9	-6.9	-7.1	-6.1	-5.0	-7.9	-6.9	-7.1	-6.1	-5.0
Y=6H	-8.0	-7.1	-7.2	-6.2	-5.1	-8.0	-7.1	-7.2	-6.2	-5.1
Y=8H	-8.1	-7.2	-7.2	-6.3	-5.2	-8.1	-7.2	-7.2	-6.3	-5.2
Y=12H	-8.1	-7.3	-7.2	-6.4	-5.3	-8.1	-7.3	-7.2	-6.4	-5.3
X=4H Y=2H	-7.9	-6.9	-7.1	-6.1	-5.0	-7.9	-6.9	-7.1	-6.1	-5.0
Y=3H	-8.1	-7.2	-7.3	-6.4	-5.3	-8.1	-7.2	-7.3	-6.4	-5.3
Y=4H	-8.2	-7.4	-7.3	-6.5	-5.4	-8.2	-7.4	-7.3	-6.5	-5.4
Y=6H	-8.3	-7.6	-7.4	-6.7	-5.6	-8.3	-7.6	-7.4	-6.7	-5.6
Y=8H	-8.3	-7.7	-7.5	-6.8	-5.6	-8.3	-7.7	-7.5	-6.8	-5.6
Y=12H	-8.4	-7.8	-7.5	-6.8	-5.7	-8.4	-7.8	-7.5	-6.8	-5.7
X=8H Y=4H	-8.3	-7.7	-7.5	-6.8	-5.6	-8.3	-7.7	-7.5	-6.8	-5.6
Y=6H	-8.4	-7.9	-7.5	-6.9	-5.7	-8.4	-7.9	-7.5	-6.9	-5.7
Y=8H	-8.5	-8.0	-7.6	-7.0	-5.9	-8.5	-8.0	-7.6	-7.0	-5.9
Y=12H	-8.5	-8.1	-7.6	-7.1	-5.9	-8.5	-8.1	-7.6	-7.1	-5.9
X=12H Y=4H	-8.4	-7.8	-7.5	-6.8	-5.7	-8.4	-7.8	-7.5	-6.8	-5.7
Y=6H	-8.5	-8.0	-7.6	-7.0	-5.9	-8.5	-8.0	-7.6	-7.0	-5.9
Y=8H	-8.5	-8.1	-7.6	-7.1	-5.9	-8.5	-8.1	-7.6	-7.1	-5.9
Variations with the objerver position at spacings										
S=1.0H	0.0/0.0					0.0/0.0				
S=1.5H	0.0/0.0					0.0/0.0				
S=2.0H	0.0/0.0					0.0/0.0				
Reduced UGR Table:										
Nordic Standard Table:	BKO					BKO				
Correction Value	0.0					0.0				

the CIE Pub.117, data has been corrected, refers to the lamp's lumens 8.2flm.

### Candela Tabulation

V/H	C0.0	C5.0	C10.0	C15.0	C20.0	C25.0	C30.0	C35.0	C40.0	C45.0	C50.0	C55.0
γ 0.0	0.56	0.56	0.56	0.56	0.56	0.56	0.56	0.56	0.56	0.56	0.56	0.56
γ 2.5	3.39	3.38	3.38	3.37	3.19	3.09	2.98	2.84	2.69	2.52	2.34	2.14
γ 5.0	7.61	7.64	7.66	7.39	7.18	6.90	6.55	6.15	5.68	5.15	4.56	3.93
γ 7.5	36.57	50.12	61.01	69.70	74.81	75.54	71.25	61.43	45.80	22.59	7.49	6.51
γ 10.0	534.23	491.38	425.80	363.50	303.34	250.32	209.11	160.51	113.92	76.58	47.44	24.48
γ 12.5	454.35	411.64	373.74	335.75	298.13	266.82	243.83	214.48	162.55	105.42	53.06	22.39
γ 15.0	380.47	362.69	345.67	322.21	289.51	255.35	225.82	199.47	161.57	116.93	76.01	41.90
γ 17.5	318.93	315.05	314.24	310.15	279.90	245.44	214.35	181.05	145.94	106.37	63.22	30.60
γ 20.0	270.13	265.51	267.15	262.97	233.03	201.45	169.88	144.59	112.74	71.32	39.62	26.79
γ 22.5	227.87	224.21	226.22	218.62	196.09	159.62	142.00	120.03	87.64	61.97	40.78	26.07
γ 25.0	193.85	191.96	192.63	188.73	182.70	168.25	137.04	111.86	82.31	55.01	32.01	22.72
γ 27.5	166.75	165.43	165.87	162.15	159.64	141.78	121.57	99.43	71.11	44.53	32.13	23.82
γ 30.0	145.83	144.09	143.42	140.74	136.30	127.01	106.26	84.37	58.64	43.78	31.25	23.77
γ 32.5	129.02	128.13	126.82	124.34	119.72	113.92	101.08	78.00	57.79	40.52	29.73	24.58
γ 35.0	116.45	115.36	113.99	111.51	107.42	100.97	89.66	73.13	53.07	39.79	30.88	25.07
γ 37.5	106.15	105.42	104.12	101.87	98.13	92.24	82.12	67.04	50.37	39.53	30.73	25.85
γ 40.0	98.99	98.44	96.65	94.10	90.44	85.51	75.96	62.20	49.86	39.35	31.85	26.50
γ 42.5	93.61	93.11	91.53	88.62	85.07	80.02	71.69	59.88	47.93	39.80	32.44	27.20
γ 45.0	90.01	89.50	87.83	84.81	81.30	75.91	68.96	57.68	48.10	39.60	33.55	27.95
γ 47.5	87.25	86.55	85.14	82.55	78.85	73.79	66.71	57.76	47.99	40.55	34.23	28.63
γ 50.0	85.19	84.63	83.25	80.66	77.01	72.13	65.38	56.80	48.48	40.92	35.06	29.35
γ 52.5	83.55	82.97	81.70	79.26	75.65	70.82	64.31	56.71	49.10	41.76	35.68	30.07
γ 55.0	82.01	81.59	80.37	78.05	74.46	69.84	63.59	56.42	49.46	42.41	36.32	30.60
γ 57.5	80.58	80.19	79.09	76.74	73.26	68.76	63.19	56.39	49.86	43.33	36.87	31.07
γ 60.0	79.15	78.82	77.88	75.66	72.14	67.76	62.34	56.16	50.28	43.92	37.44	31.50
γ 62.5	78.59	78.21	77.07	74.84	71.37	66.77	61.48	55.78	50.42	44.49	37.83	31.83
γ 65.0	78.03	77.75	76.80	74.51	70.97	66.30	61.12	55.52	50.41	44.84	38.29	32.02
γ 67.5	78.06	77.77	76.77	74.46	70.74	66.03	60.99	55.65	50.52	45.11	38.69	32.26
γ 70.0	78.10	77.96	77.15	74.59	70.88	66.21	60.94	55.77	50.65	45.39	39.02	32.46
γ 72.5	78.69	78.46	77.66	75.07	71.25	66.48	61.16	55.85	50.84	45.68	39.34	32.60
γ 75.0	79.29	79.04	77.95	75.55	71.70	66.73	61.36	56.04	51.03	45.71	39.52	32.67
γ 77.5	79.04	79.21	78.20	75.72	71.79	66.88	61.45	56.09	51.11	45.80	39.58	32.66
γ 80.0	78.80	79.27	78.34	75.72	71.78	66.84	61.38	55.97	51.02	45.79	39.58	32.64
γ 82.5	78.75	79.50	78.40	75.78	71.81	66.75	61.28	55.80	50.87	45.65	39.51	32.53
γ 85.0	78.69	79.73	78.55	75.81	71.76	66.64	61.13	55.59	50.67	45.39	39.25	32.35
γ 87.5	79.21	79.99	78.47	75.55	71.51	66.33	60.97	55.40	50.44	45.08	38.98	32.14
γ 90.0	79.72	79.93	78.10	75.17	71.04	65.91	60.41	54.84	49.90	44.55	38.53	31.73
γ 95.0	77.26	77.76	76.25	73.44	69.45	64.43	59.06	53.57	48.61	43.36	37.46	30.87
γ 100.0	74.68	74.84	73.56	70.90	67.07	62.31	57.10	51.77	46.88	41.72	36.03	29.78
γ 105.0	71.53	71.37	70.07	67.59	64.05	59.62	54.62	49.56	44.80	39.82	34.34	28.46
γ 110.0	67.62	67.24	65.96	63.64	60.31	56.18	51.57	46.94	42.28	37.59	32.36	26.93
γ 115.0	62.91	62.54	61.28	59.14	56.07	52.25	48.11	43.75	39.38	35.02	30.00	25.24
γ 120.0	57.81	57.36	56.15	54.10	51.36	48.00	44.22	40.14	36.19	32.03	27.48	23.26
γ 125.0	52.04	51.67	50.59	48.80	46.41	43.36	39.91	36.32	32.64	28.67	24.89	20.90
γ 130.0	46.21	45.81	44.80	43.20	41.02	38.36	35.40	32.18	28.69	25.34	22.09	18.57
γ 135.0	39.85	39.53	38.68	37.32	35.50	33.26	30.60	27.61	24.79	22.06	18.86	15.78
γ 140.0	33.50	33.24	32.49	31.31	29.70	27.69	25.55	23.33	20.99	18.26	15.56	13.25

**Candela Tabulation - (Cont.)**

V/H	C0.0	C5.0	C10.0	C15.0	C20.0	C25.0	C30.0	C35.0	C40.0	C45.0	C50.0	C55.0
γ 145.0	26.69	26.50	25.96	25.09	23.89	22.51	20.89	18.92	16.70	14.58	12.69	10.89
γ 150.0	20.68	20.53	20.02	19.18	18.03	16.80	15.62	14.24	12.76	11.37	9.97	8.59
γ 155.0	14.25	14.19	13.92	13.50	12.90	12.13	11.33	10.39	9.44	8.43	7.42	6.38
γ 160.0	9.29	9.36	9.17	8.93	8.60	8.16	7.64	7.09	6.44	5.76	5.04	4.37
γ 165.0	5.45	5.50	5.41	5.27	5.08	4.85	4.54	4.19	3.85	3.46	3.08	2.71
γ 170.0	2.55	2.59	2.57	2.53	2.46	2.37	2.24	2.11	1.95	1.81	1.64	1.46
γ 175.0	0.98	0.99	1.00	0.98	0.97	0.95	0.93	0.90	0.86	0.82	0.77	0.71
γ 180.0	0.00	0.00	0.00	0.00	0.00	0.00	0.00	0.00	0.00	0.00	0.00	0.00
V/H	C60.0	C65.0	C70.0	C75.0	C80.0	C85.0	C90.0	C95.0	C100.0	C105.0	C110.0	C115.0
γ 0.0	0.56	0.56	0.56	0.56	0.56	0.56	0.56	0.56	0.56	0.56	0.56	0.56
γ 2.5	1.94	1.72	1.50	1.27	1.03	0.79	0.55	0.00	0.00	0.00	0.00	0.00
γ 5.0	3.25	2.83	2.39	1.94	1.48	1.01	0.54	0.00	0.00	0.00	0.00	0.00
γ 7.5	5.47	4.38	3.24	2.54	1.87	1.21	0.53	0.00	0.00	0.00	0.00	0.00
γ 10.0	7.71	6.22	4.70	3.14	2.23	1.38	0.52	0.00	0.00	0.00	0.00	0.00
γ 12.5	15.42	8.99	6.04	4.15	2.53	1.53	0.52	0.00	0.00	0.00	0.00	0.00
γ 15.0	19.39	12.82	7.41	5.04	2.85	1.65	0.52	0.00	0.00	0.00	0.00	0.00
γ 17.5	17.56	14.09	9.41	5.74	3.37	1.76	0.52	0.00	0.00	0.00	0.00	0.00
γ 20.0	18.22	14.46	10.37	6.29	3.77	1.84	0.51	0.00	0.00	0.00	0.00	0.00
γ 22.5	18.72	14.78	10.71	7.00	4.10	1.94	0.50	0.00	0.00	0.00	0.00	0.00
γ 25.0	18.68	15.16	10.98	7.28	4.34	2.01	0.49	0.00	0.00	0.00	0.00	0.00
γ 27.5	19.11	15.21	11.26	7.52	4.57	2.07	0.50	0.00	0.00	0.00	0.00	0.00
γ 30.0	19.77	16.15	11.46	7.85	4.76	2.12	0.51	0.00	0.00	0.00	0.00	0.00
γ 32.5	20.23	16.89	11.93	8.09	4.96	2.23	0.50	0.00	0.00	0.00	0.00	0.00
γ 35.0	20.78	16.67	12.31	8.39	5.16	2.32	0.49	0.00	0.00	0.00	0.00	0.00
γ 37.5	21.40	17.01	12.33	8.66	5.36	2.42	0.51	0.00	0.00	0.00	0.00	0.00
γ 40.0	21.94	17.62	12.79	8.89	5.51	2.51	0.52	0.00	0.00	0.00	0.00	0.00
γ 42.5	22.42	17.99	13.41	9.12	5.68	2.61	0.55	0.00	0.00	0.00	0.00	0.00
γ 45.0	22.90	18.18	13.66	9.37	5.83	2.70	0.58	0.00	0.00	0.00	0.00	0.00
γ 47.5	23.38	18.54	13.69	9.60	5.98	2.79	0.60	0.00	0.00	0.00	0.00	0.00
γ 50.0	23.78	18.94	13.98	9.79	6.11	2.86	0.63	0.00	0.00	0.00	0.00	0.00
γ 52.5	24.24	19.24	14.36	9.94	6.22	2.94	0.64	0.00	0.00	0.00	0.00	0.00
γ 55.0	24.65	19.45	14.82	10.09	6.29	3.00	0.65	0.00	0.00	0.00	0.00	0.00
γ 57.5	25.13	19.66	15.12	10.21	6.38	3.04	0.66	0.00	0.00	0.00	0.00	0.00
γ 60.0	25.43	19.90	14.93	10.30	6.44	3.07	0.66	0.00	0.00	0.00	0.00	0.00
γ 62.5	25.74	20.05	14.77	10.38	6.48	3.11	0.66	0.00	0.00	0.00	0.00	0.00
γ 65.0	26.06	20.16	14.96	10.44	6.51	3.14	0.65	0.00	0.00	0.00	0.00	0.00
γ 67.5	26.34	20.27	15.13	10.51	6.56	3.16	0.63	0.00	0.00	0.00	0.00	0.00
γ 70.0	26.44	20.41	15.34	10.55	6.59	3.17	0.61	0.00	0.00	0.00	0.00	0.00
γ 72.5	26.48	20.49	15.36	10.59	6.60	3.18	0.61	0.00	0.00	0.00	0.00	0.00
γ 75.0	26.59	20.54	15.15	10.59	6.60	3.18	0.61	0.00	0.00	0.00	0.00	0.00
γ 77.5	26.60	20.53	15.03	10.60	6.58	3.18	0.60	0.00	0.00	0.00	0.00	0.00
γ 80.0	26.53	20.51	14.98	10.58	6.55	3.21	0.59	0.00	0.00	0.00	0.00	0.00
γ 82.5	26.41	20.44	14.92	10.54	6.59	3.18	0.58	0.00	0.00	0.00	0.00	0.00
γ 85.0	26.26	20.31	14.90	10.52	6.52	3.14	0.56	0.00	0.00	0.00	0.00	0.00
γ 87.5	26.08	20.18	14.73	10.40	6.45	3.12	0.55	0.00	0.00	0.00	0.00	0.00
γ 90.0	25.76	19.94	14.57	10.27	6.38	3.09	0.54	0.00	0.00	0.00	0.00	0.00
γ 95.0	25.09	19.41	14.25	10.07	6.23	3.00	0.56	0.00	0.00	0.00	0.00	0.00





# IES Indoor Report

Photometric Filename:LG-4015.IES

## Candela Tabulation - (Cont.)

V/H	C120.0	C125.0	C130.0	C135.0	C140.0	C145.0	C150.0	C155.0	C160.0	C165.0	C170.0	C175.0
γ 72.5	0.00	0.00	0.00	0.00	0.00	0.00	0.00	0.00	0.00	0.00	0.00	0.00
γ 75.0	0.00	0.00	0.00	0.00	0.00	0.00	0.00	0.00	0.00	0.00	0.00	0.00
γ 77.5	0.00	0.00	0.00	0.00	0.00	0.00	0.00	0.00	0.00	0.00	0.00	0.00
γ 80.0	0.00	0.00	0.00	0.00	0.00	0.00	0.00	0.00	0.00	0.00	0.00	0.00
γ 82.5	0.00	0.00	0.00	0.00	0.00	0.00	0.00	0.00	0.00	0.00	0.00	0.00
γ 85.0	0.00	0.00	0.00	0.00	0.00	0.00	0.00	0.00	0.00	0.00	0.00	0.00
γ 87.5	0.00	0.00	0.00	0.00	0.00	0.00	0.00	0.00	0.00	0.00	0.00	0.00
γ 90.0	0.00	0.00	0.00	0.00	0.00	0.00	0.00	0.00	0.00	0.00	0.00	0.00
γ 95.0	0.00	0.00	0.00	0.00	0.00	0.00	0.00	0.00	0.00	0.00	0.00	0.00
γ 100.0	0.00	0.00	0.00	0.00	0.00	0.00	0.00	0.00	0.00	0.00	0.00	0.00
γ 105.0	0.00	0.00	0.00	0.00	0.00	0.00	0.00	0.00	0.00	0.00	0.00	0.00
γ 110.0	0.00	0.00	0.00	0.00	0.00	0.00	0.00	0.00	0.00	0.00	0.00	0.00
γ 115.0	0.00	0.00	0.00	0.00	0.00	0.00	0.00	0.00	0.00	0.00	0.00	0.00
γ 120.0	0.00	0.00	0.00	0.00	0.00	0.00	0.00	0.00	0.00	0.00	0.00	0.00
γ 125.0	0.00	0.00	0.00	0.00	0.00	0.00	0.00	0.00	0.00	0.00	0.00	0.00
γ 130.0	0.00	0.00	0.00	0.00	0.00	0.00	0.00	0.00	0.00	0.00	0.00	0.00
γ 135.0	0.00	0.00	0.00	0.00	0.00	0.00	0.00	0.00	0.00	0.00	0.00	0.00
γ 140.0	0.00	0.00	0.00	0.00	0.00	0.00	0.00	0.00	0.00	0.00	0.00	0.00
γ 145.0	0.00	0.00	0.00	0.00	0.00	0.00	0.00	0.00	0.00	0.00	0.00	0.00
γ 150.0	0.00	0.00	0.00	0.00	0.00	0.00	0.00	0.00	0.00	0.00	0.00	0.00
γ 155.0	0.00	0.00	0.00	0.00	0.00	0.00	0.00	0.00	0.00	0.00	0.00	0.00
γ 160.0	0.00	0.00	0.00	0.00	0.00	0.00	0.00	0.00	0.00	0.00	0.00	0.00
γ 165.0	0.00	0.00	0.00	0.00	0.00	0.00	0.00	0.00	0.00	0.00	0.00	0.00
γ 170.0	0.00	0.00	0.00	0.00	0.00	0.00	0.00	0.00	0.00	0.00	0.00	0.00
γ 175.0	0.00	0.00	0.00	0.00	0.00	0.00	0.00	0.00	0.00	0.00	0.00	0.00
γ 180.0	0.00	0.00	0.00	0.00	0.00	0.00	0.00	0.00	0.00	0.00	0.00	0.00
V/H	C180.0											
γ 0.0	0.56											
γ 2.5	0.00											
γ 5.0	0.00											
γ 7.5	0.00											
γ 10.0	0.00											
γ 12.5	0.00											
γ 15.0	0.00											
γ 17.5	0.00											
γ 20.0	0.00											
γ 22.5	0.00											
γ 25.0	0.00											
γ 27.5	0.00											
γ 30.0	0.00											
γ 32.5	0.00											
γ 35.0	0.00											
γ 37.5	0.00											
γ 40.0	0.00											
γ 42.5	0.00											
γ 45.0	0.00											
γ 47.5	0.00											

**Candela Tabulation - (Cont.)**

V/H	C180.0
γ 50.0	0.00
γ 52.5	0.00
γ 55.0	0.00
γ 57.5	0.00
γ 60.0	0.00
γ 62.5	0.00
γ 65.0	0.00
γ 67.5	0.00
γ 70.0	0.00
γ 72.5	0.00
γ 75.0	0.00
γ 77.5	0.00
γ 80.0	0.00
γ 82.5	0.00
γ 85.0	0.00
γ 87.5	0.00
γ 90.0	0.00
γ 95.0	0.00
γ 100.0	0.00
γ 105.0	0.00
γ 110.0	0.00
γ 115.0	0.00
γ 120.0	0.00
γ 125.0	0.00
γ 130.0	0.00
γ 135.0	0.00
γ 140.0	0.00
γ 145.0	0.00
γ 150.0	0.00
γ 155.0	0.00
γ 160.0	0.00
γ 165.0	0.00
γ 170.0	0.00
γ 175.0	0.00
γ 180.0	0.00

---