

Report No. LG-8005/3

Test Time: 2016-06-02 18:31

Luminaire Property

Luminaire Manufacturer:

Luminaire Category: LED

Lamp Catalog: CO

Lumens per Lamp: 1822

Luminous Width (mm): 70

Voltage: 110.0 V

Power: 21.28 W

Luminaire Description: AR111

Number of Lamps: 1

Luminous Length (mm): 70

Luminous Height (mm): 3

Current: 0.195 A

Power Factor: 0.993

Photometric Results

CIE Class: Direct

Measurement Flux: 1490.1 lm

Downward Ratio: 81.78%

Field Angle: H20.4 V20.2

Luminaire Efficacy Rating (LER): 70

Max. Intensity: 18061.75 cd

Total Rated Lamp Lumens: 1822.0 lm

Efficiency: 81.78%

Upward Ratio: 0.00%

Beam Angle: H10.6 V10.7

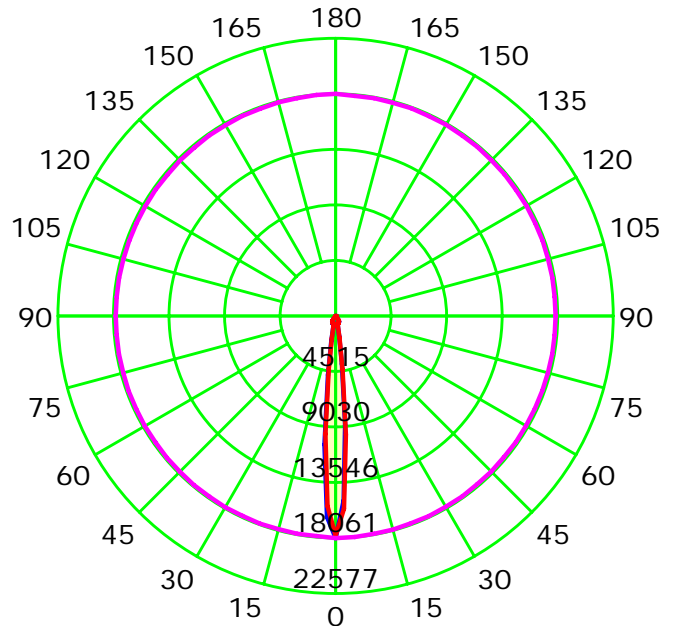
Central Intensity: 18061.74 cd

Pos of Max. Intensity: H0 V0

Picture Of Luminaire



Luminous Intensity Distribution Curve



Unit: cd

— CO-C180 — C90-C270 — GO

C Plane (°):0.0-360.0: 5.0

Test Lab:

Test Type: TYPE C

Temperature: 25

Operator: 1

Gamma Plane (°):0.0-90.0:2.5

Test Device: GPM-1600L

Distance: 8.961 m

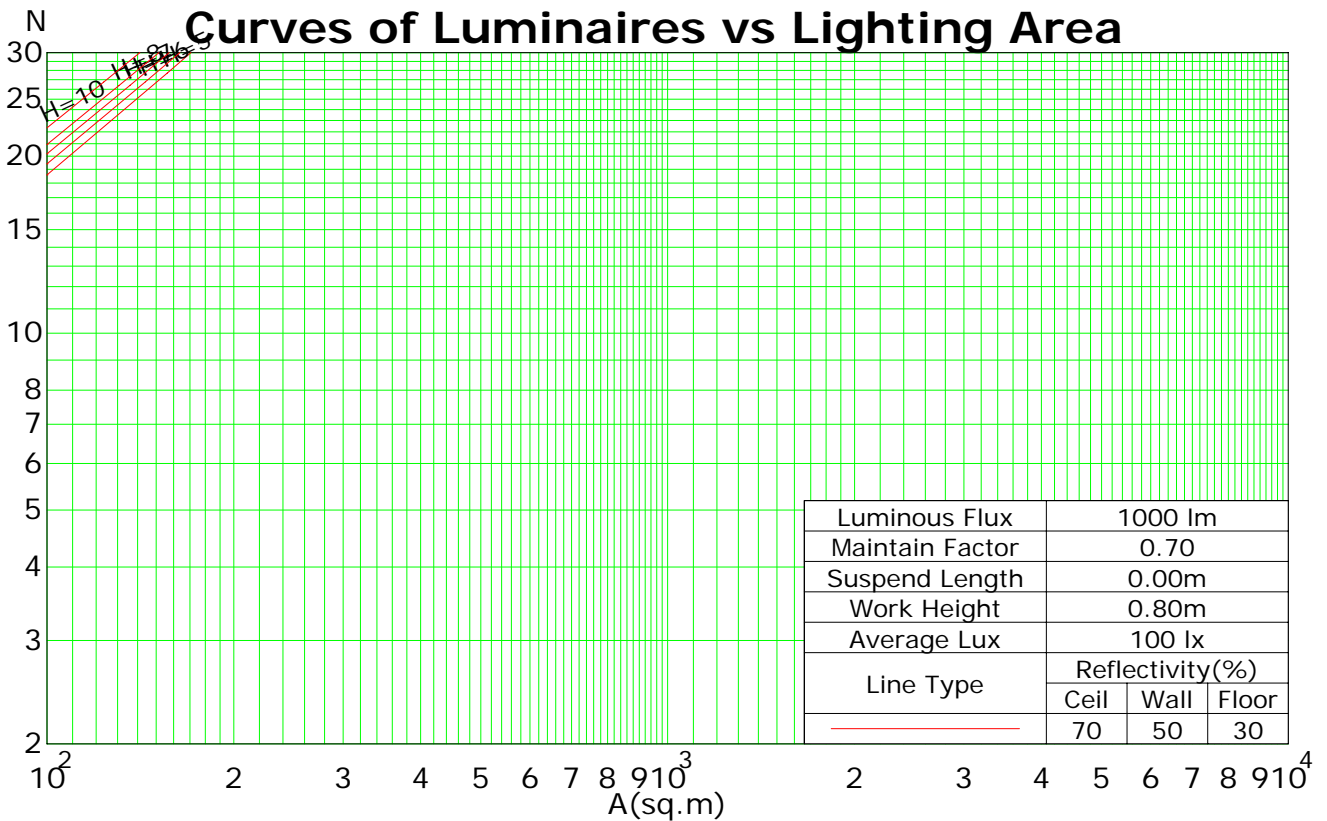
Humidity:

Inspector:

Coefficients Of Utilization - Zonal Cavity Method

RC	0.8	0.8	0.8	0.8	0.7	0.7	0.7	0.7	0.5	0.5	0.5	0.3	0.3	0.3	0.1	0.1	0.1	0
RW	0.7	0.5	0.3	0.1	0.7	0.5	0.3	0.1	0.5	0.3	0.1	0.5	0.3	0.1	0.5	0.3	0.1	0
RCR	RF = 0.2																	
0	97	97	97	97	95	95	95	95	91	91	91	87	87	87	83	83	83	82
1	94	92	90	88	92	90	88	87	87	85	84	84	83	82	81	80	79	78
2	90	87	84	81	88	85	83	81	83	81	79	80	79	77	78	77	76	74
3	86	82	79	76	85	81	78	76	79	76	74	77	75	73	75	74	72	71
4	83	78	75	72	82	77	74	71	76	73	71	74	72	70	73	71	69	68
5	80	75	71	68	79	74	71	68	73	70	68	72	69	67	70	68	66	65
6	78	72	68	65	77	71	68	65	70	67	65	69	66	64	68	66	64	63
7	75	69	66	63	74	69	65	63	68	65	62	67	64	62	66	64	62	61
8	73	67	63	61	72	67	63	61	66	63	60	65	62	60	64	62	60	59
9	71	65	61	59	70	65	61	59	64	61	58	63	60	58	63	60	58	57
10	69	63	59	57	68	63	59	57	62	59	57	62	59	57	61	58	56	56

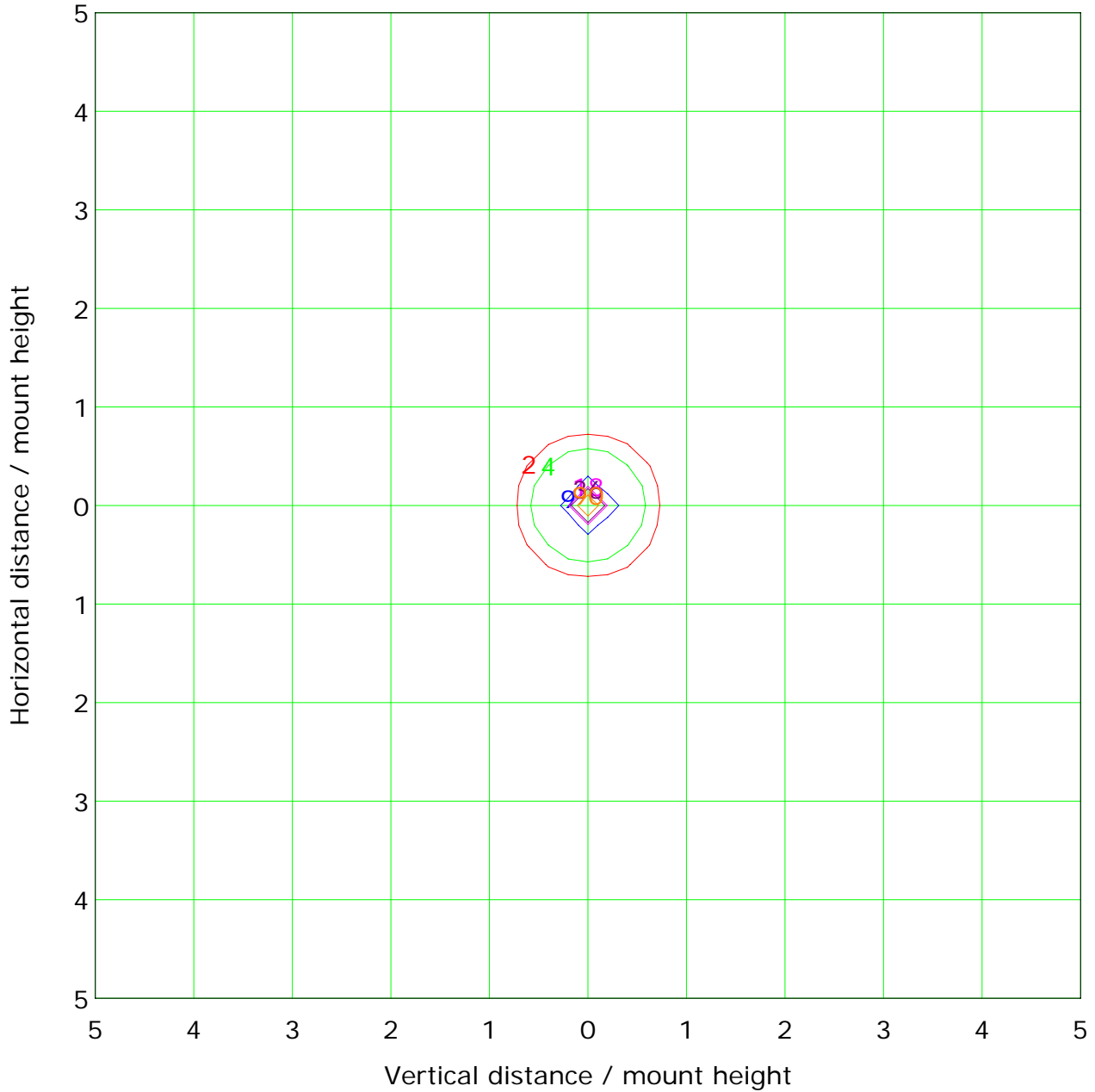
Spacing Criteria (0-180): 0.18
 Spacing Criteria (90-270): 0.19
 Spacing Criteria (Diagonal): 0.19



C Plane (°):0.0-360.0: 5.0
 Test Lab:
 Test Type: TYPE C
 Temperature: 25
 Operator: 1

Gamma Plane (°):0.0-90.0:2.5
 Test Device: GPM-1600L
 Distance: 8.961 m
 Humidity:
 Inspector:

IsoLux Plot



Mounting Height: 10.0m	Max Lux(100%): 180.6 lx
— (1%): 1.8 lx	— (2%): 3.6 lx
— (5%): 9.0 lx	— (10%): 18.1 lx
— (20%): 36.1 lx	— (50%): 90.3 lx
— (100%): 180.6 lx	

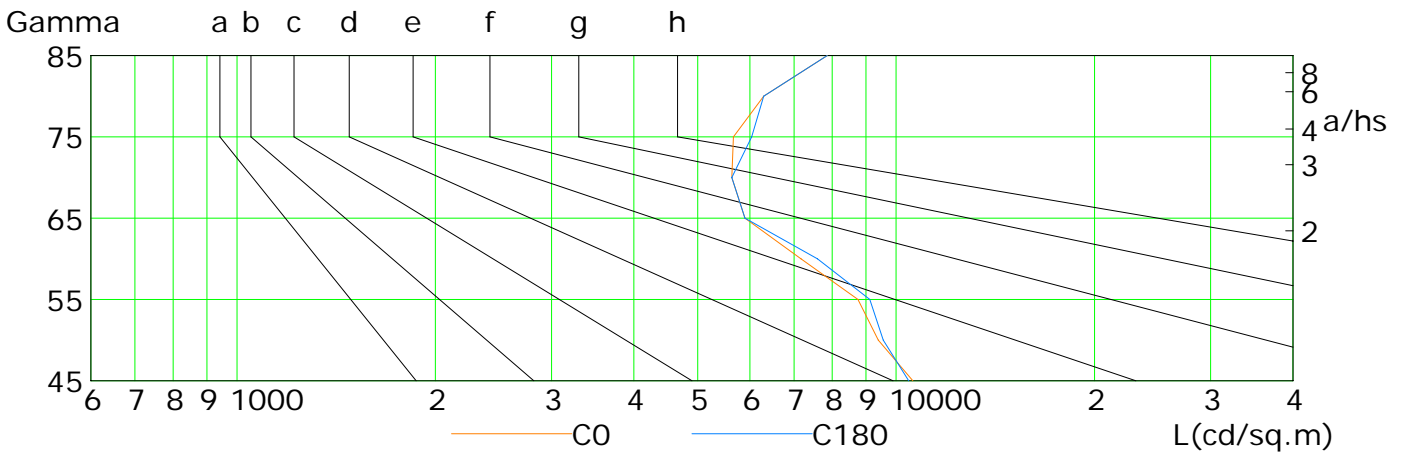
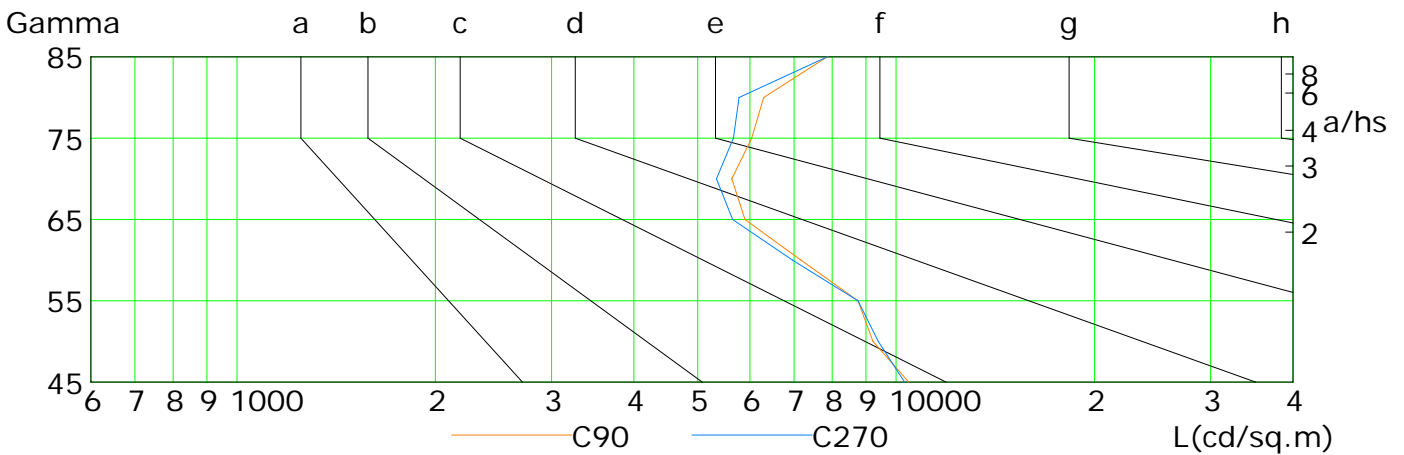
C Plane (°):0.0-360.0: 5.0
Test Lab:
Test Type: TYPE C
Temperature: 25
Operator: 1

Gamma Plane (°):0.0-90.0:2.5
Test Device: GPM-1600L
Distance: 8.961 m
Humidity:
Inspector:

Lum Limit Curve

Dazzle	Quality	Illuminance (lx)							
		2000	1000	500	<=300				
1.15	A								
1.50	B								
1.85	C								
2.20	D								
2.55	E								

a b c d e f g h



L(cd/sq.m)	G45	G50	G55	G60	G65	G70	G75	G80	G85
C0	10602	9394	8751	7174	5895	5632	5663	6297	7858
C90	10450	9225	8751	7174	5895	5632	6036	6297	7858
C180	10450	9560	9123	7595	5895	5632	6036	6297	7858
C270	10295	9394	8751	6961	5648	5338	5663	5777	7858

C Plane (°):0.0-360.0: 5.0

Test Lab:

Test Type: TYPE C

Temperature: 25

Operator: 1

Gamma Plane (°):0.0-90.0:2.5

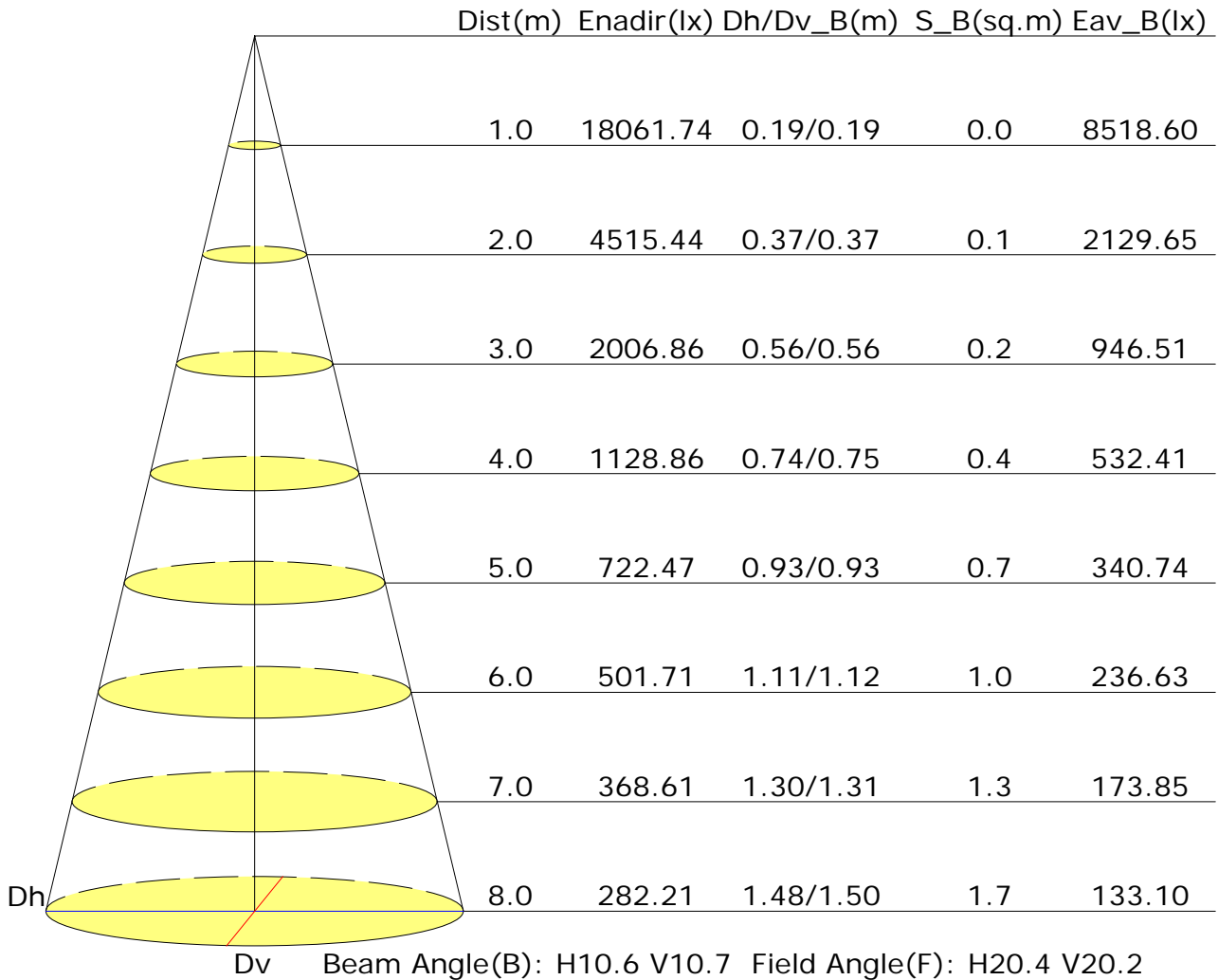
Test Device: GPM-1600L

Distance: 8.961 m

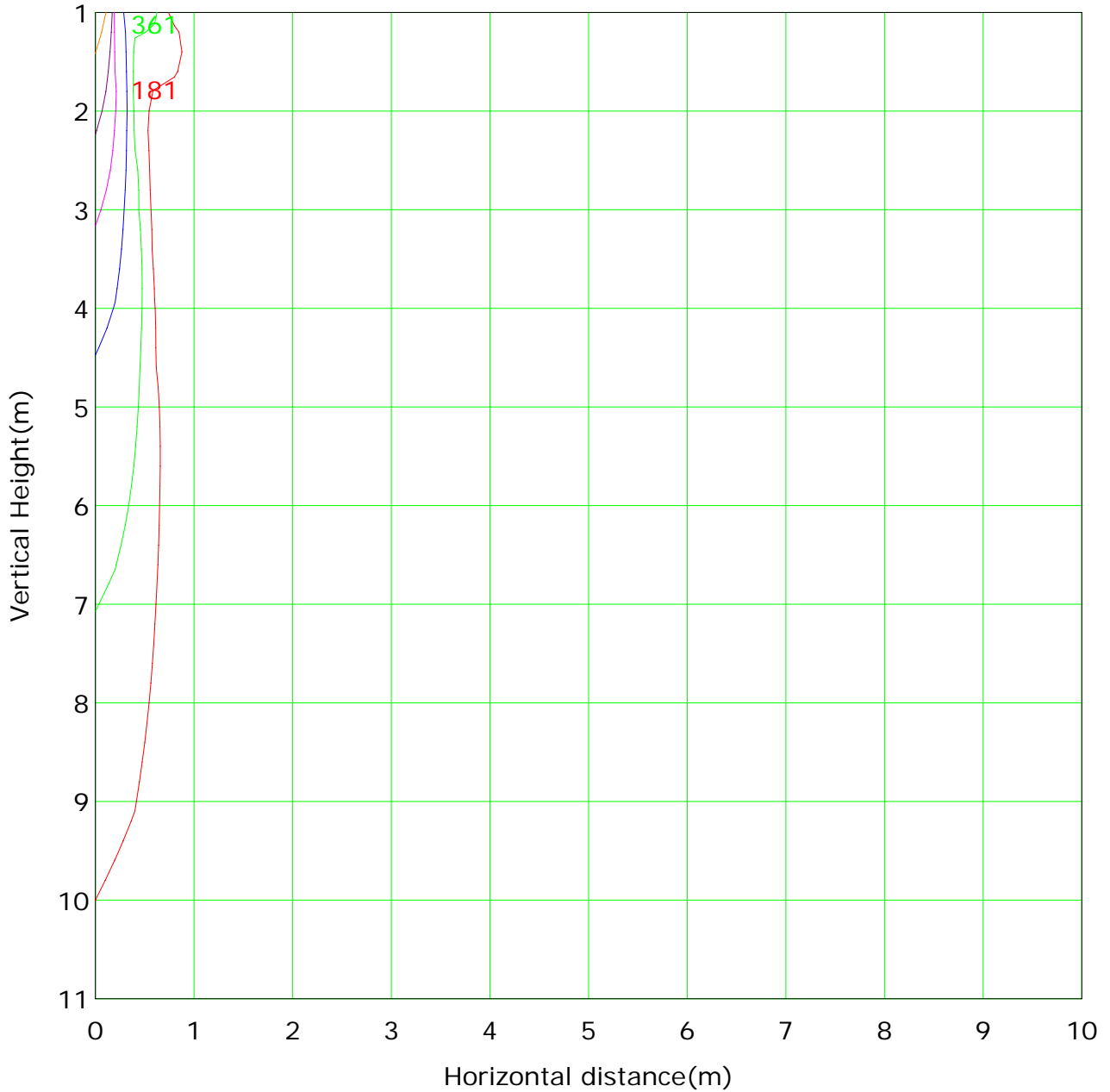
Humidity:

Inspector:

Illuminance at a Distance



Vertical IsoLux Plot



Lowest(m): 1.0m Highest(m): 11.0m Max Lux: 18061.7 lx
— (1%): 180.6 lx — (2%): 361.2 lx
— (5%): 903.1 lx — (10%): 1806.2 lx
— (20%): 3612.3 lx — (50%): 9030.9 lx
— (100%): 18061.7 lx

C Plane (°):0.0-360.0: 5.0
Test Lab:
Test Type: TYPE C
Temperature: 25
Operator: 1

Gamma Plane (°):0.0-90.0: 2.5
Test Device: GPM-1600L
Distance: 8.961 m
Humidity:
Inspector: