

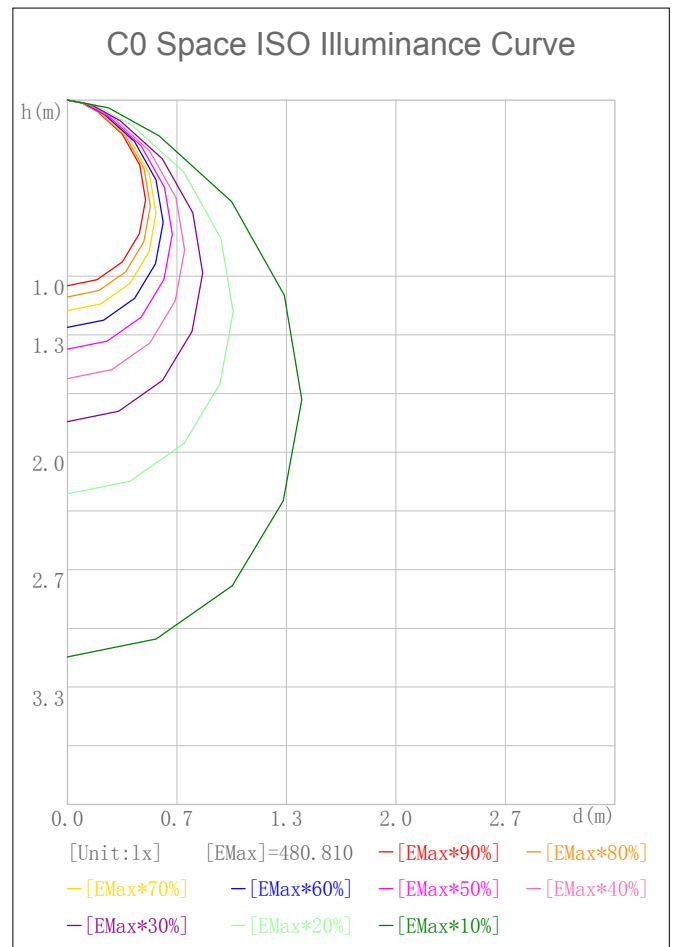
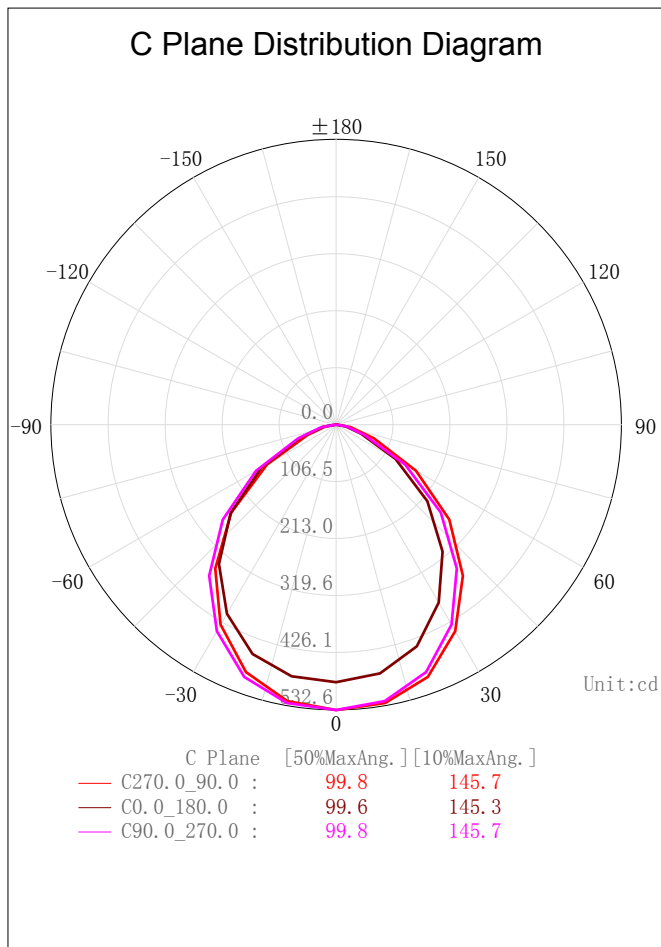
**Indoor Luminaire Photometric Data**

**Description Information**

Luminaire Name: 9008	Lum. Catalog: LG-8017	Test ID: 8.955 m
Lamp Name: 2835(*84)	Lamp Catalog: LED	Test Date: 2015-01-10 11:04
Manufacture: Light and Green LLC	Shld. Ang(°):	Test Machine:GON-2000
Test Lab:	Frequency (Hz):	Lamp CCT(K): Ra:
Lum. Size (W*L*H): 0.240m*0.240m*0.065m	Lum. Area (m2): 0.073	Lum. W (kg): 0.000
Test System: C, γ	Test Step: C=15.0 γ=10.0	Temp. (°C): 25
		Humidity(%):

**Character Parameter**

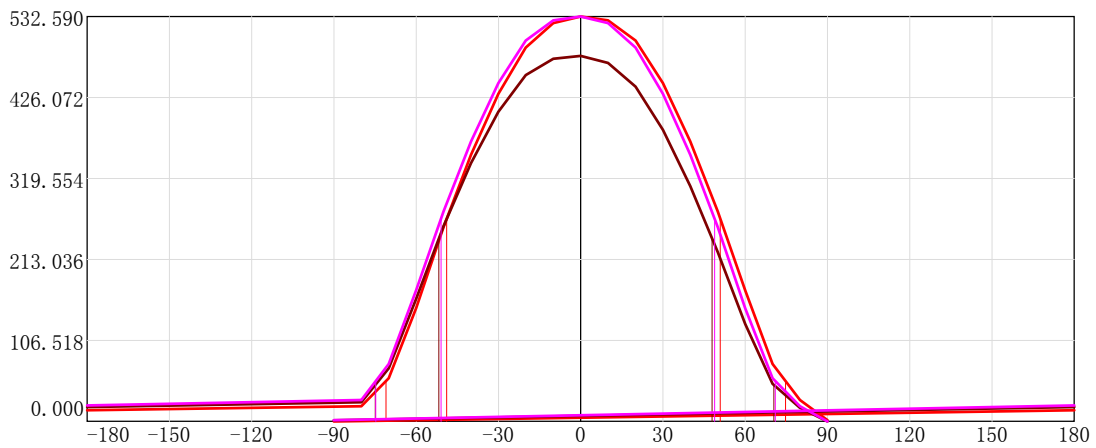
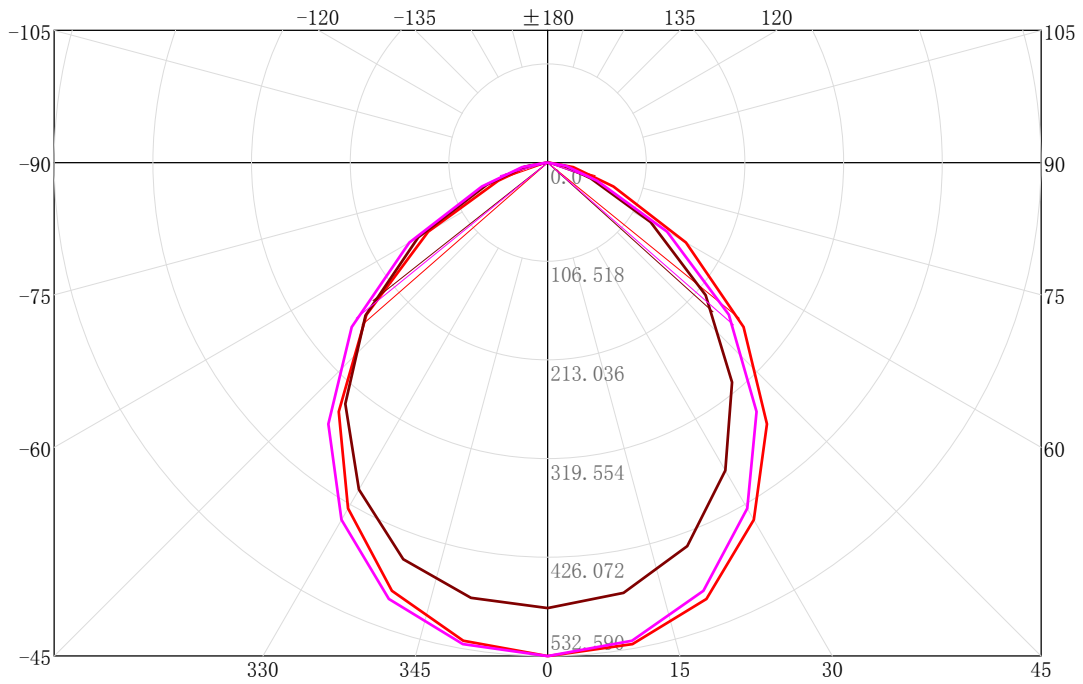
Lamp Speciality Parameter	Luminaire Speciality Parameter	
Rated Flux(lm): 1262.300	Luminaire Flux(lm): 1198.988	Field Angle(10%Imax): 145.7(°)
Rated Power(W):	Luminaire Efficiency: 94.98%	Down Lumens&Percent: 1198.988lm 100.00%
Rated Voltage(V):	Luminaire EER(lm/W): 69.749	Up Lumens&Percent: 0.000lm 0.00%
Tested Power(W): 17.190	Max. Candela(cd): 532.590	S/MH: C0_a180=1.225 C90_270=1.328
Lamps' Inside: 1	Max Cand@Ang. (°): C=90.0 γ=0.0	CIE Type: Semi-Direct
Tested Electrics (V, A, pf): 240.1, 0.042	Beam Angle (50%Imax): 99.8(°)	ErP φ use(120°): 1036.984lm
Lamp Size (W*L*H): 0.240m*0.240m*0.065m	Left=-50.9°, Right=48.8°	IRF(%): 128.056



**2D Plane Light Intensity Distribution Curve**

Lum. Name: 9008	Lum. Catalog: LG-8017	Test ID: 8.955 m
Lamp Name: 2835(*84)	Lamp Catalog: LED	Test Lab:
Manufacture: Light and Green LLC	Test Machine:GON-2000	Test Date: 2015-01-10 11:04

**C Plane Distribution Diagram**

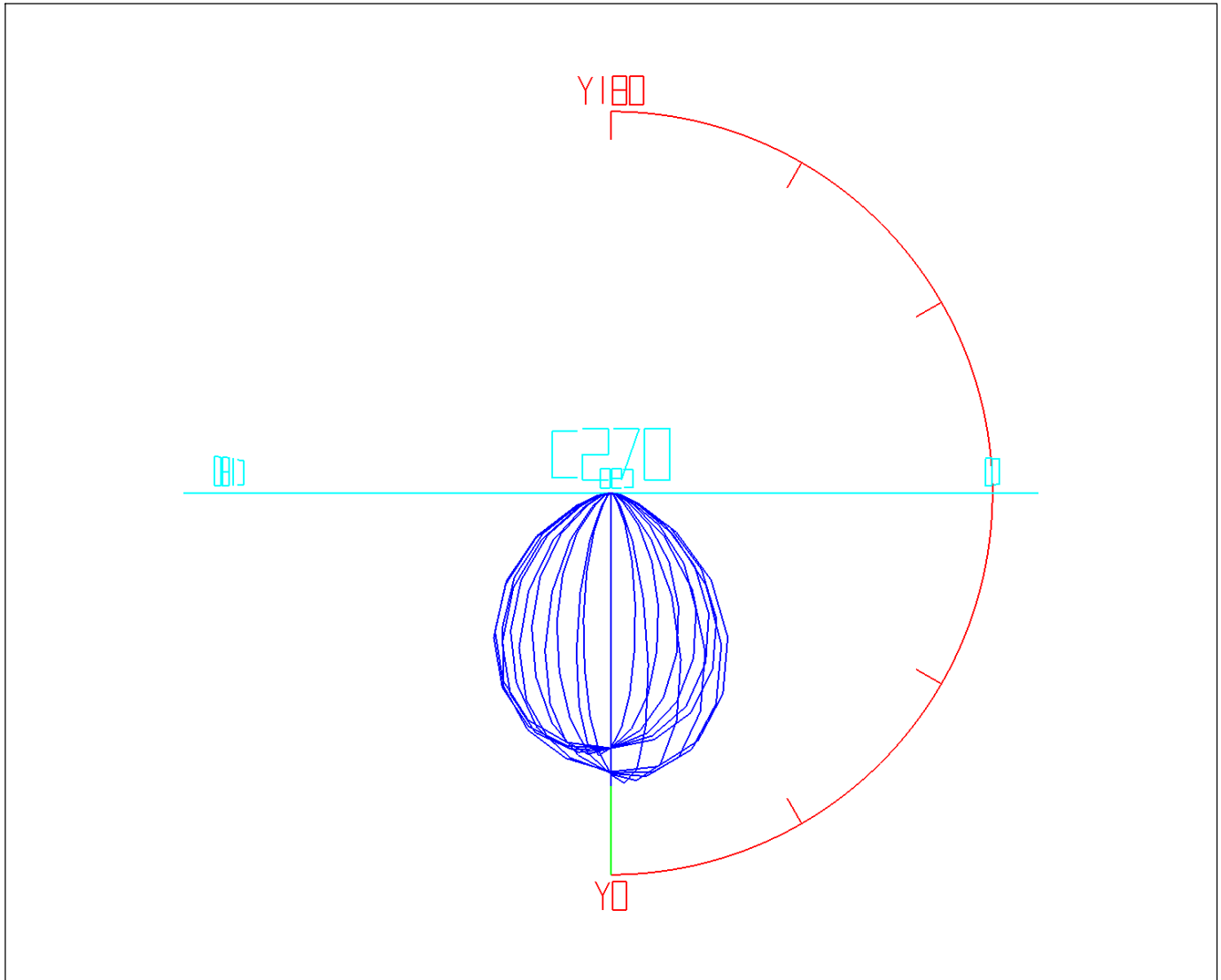


C Plane	[50%MaxAng.]	[10%MaxAng.]	Unit:cd
— C270.0_90.0 :	99.8	145.7	
— C0.0_180.0 :	99.6	145.3	
— C90.0_270.0 :	99.8	145.7	

### 3D Light Intensity Distribution Modal

Lum. Name: 9008	Lum. Catalog: LG-8017	Test ID: 8.955 m
Lamp Name: 2835(*84)	Lamp Catalog: LED	Test Lab:
Manufacture: Light and Green LLC	Test Machine:GON-2000	Test Date: 2015-01-10 11:04

### 3D Light Intensity Distribution Modal



Curves: 3D Model ——— Fixture ——— Vert. HUD ——— Hori. HUD ———  
View Angles: Orient:0 Tilt:0 Roll:0 Spin:0

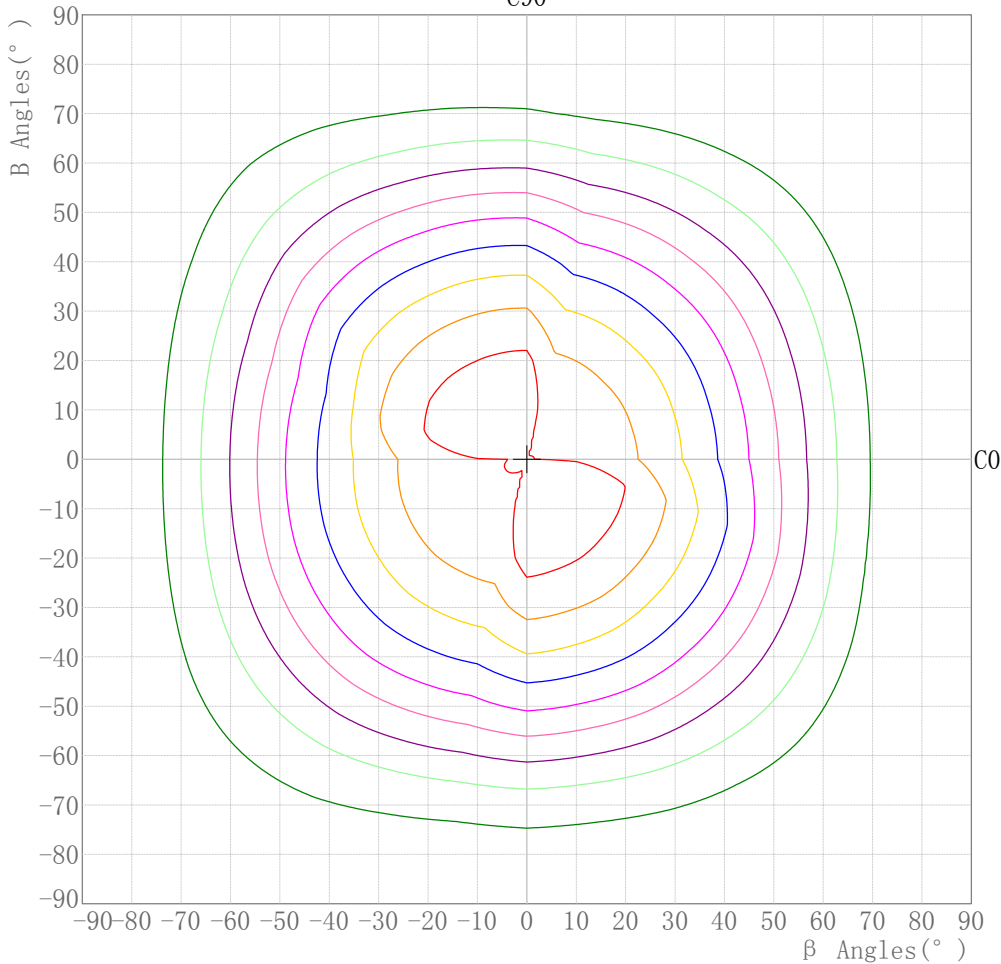
### **Zonal Flux Tabulation**

Zone( $\gamma$ )	Zone Flux (lm)	Sums Flux (lm)	Zone%Lamp	Sums%Lamp
0.0-10.0	47.84	47.84	3.79	3.79
10.0-20.0	137.11	184.95	10.86	14.65
20.0-30.0	204.66	389.61	16.21	30.87
30.0-40.0	236.86	626.47	18.76	49.63
40.0-50.0	228.48	854.95	18.10	67.73
50.0-60.0	180.30	1035.25	14.28	82.01
60.0-70.0	106.12	1141.37	8.41	90.42
70.0-80.0	44.96	1186.33	3.56	93.98
80.0-90.0	12.66	1198.99	1.00	94.98

**Rectangle ISO Lighting Intensity Diagram**

Lum. Name: 9008	Lum. Catalog: LG-8017	Test ID: 8.955 m
Lamp Name: 2835(*84)	Lamp Catalog: LED	Test Lab:
Manufacture: Light and Green LLC	Test Machine:GON-2000	Test Date: 2015-01-10 11:04

**ISO Lighting Intensity Curve**  
C90



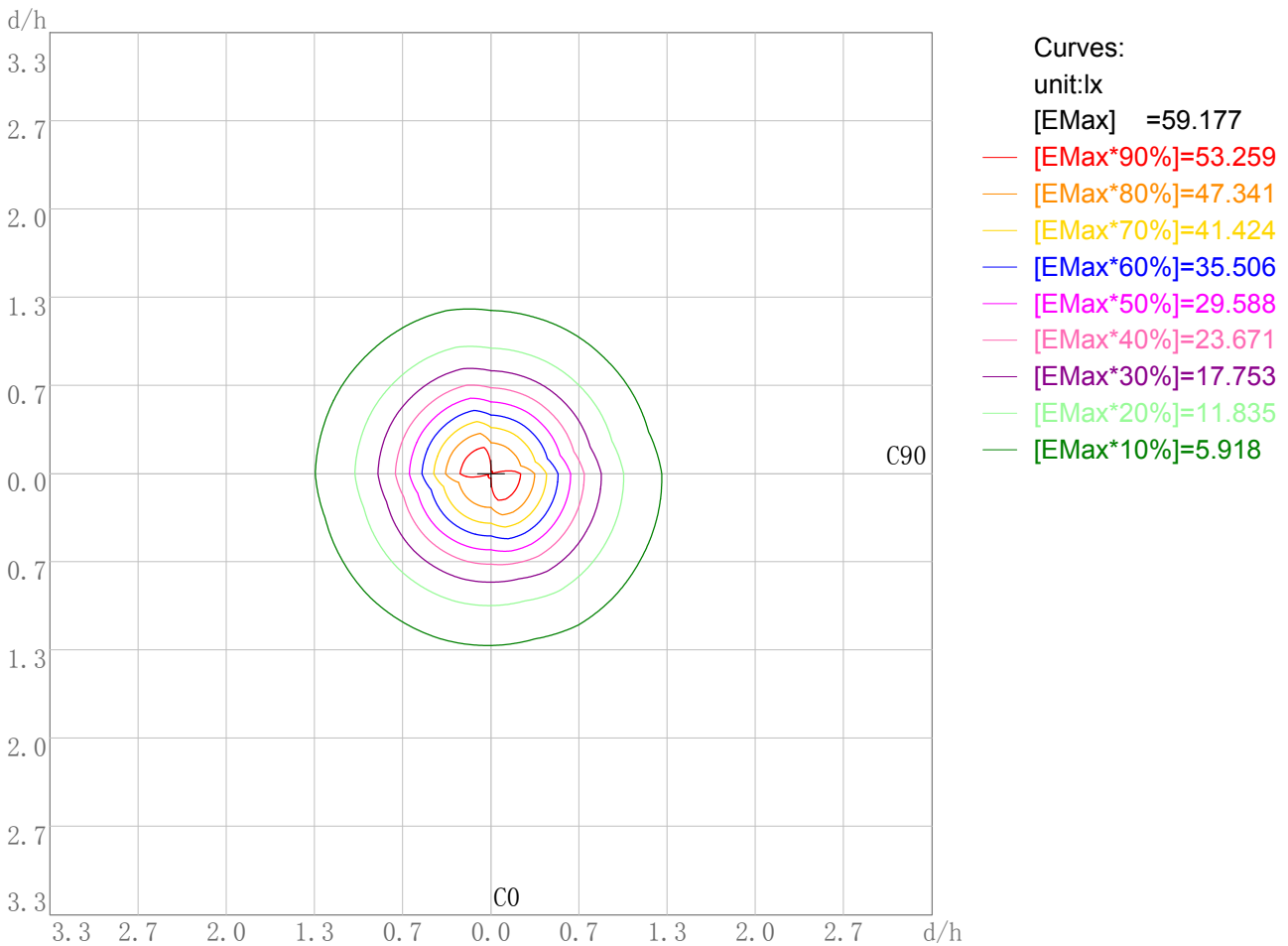
- Curves:**  
[Unit: cd]  
[IMax] =532.590
- [IMax\*90%]=479.331
  - [IMax\*80%]=426.072
  - [IMax\*70%]=372.813
  - [IMax\*60%]=319.554
  - [IMax\*50%]=266.295
  - [IMax\*40%]=213.036
  - [IMax\*30%]=159.777
  - [IMax\*20%]=106.518
  - [IMax\*10%]=53.259

Maximum Light Intensity(cd): 532.59  
Maximum Cand.@Angle: H=0.0°,V=0.0°

**Plane ISO-Illuminance Diagram**

Lum. Name: 9008	Lum. Catalog: LG-8017	Test ID: 8.955 m
Lamp Name: 2835(*84)	Lamp Catalog: LED	Test Lab:
Manufacture: Light and Green LLC	Test Machine:GON-2000	Test Date: 2015-01-10 11:04

**Plane ISO-Illuminance Curve**



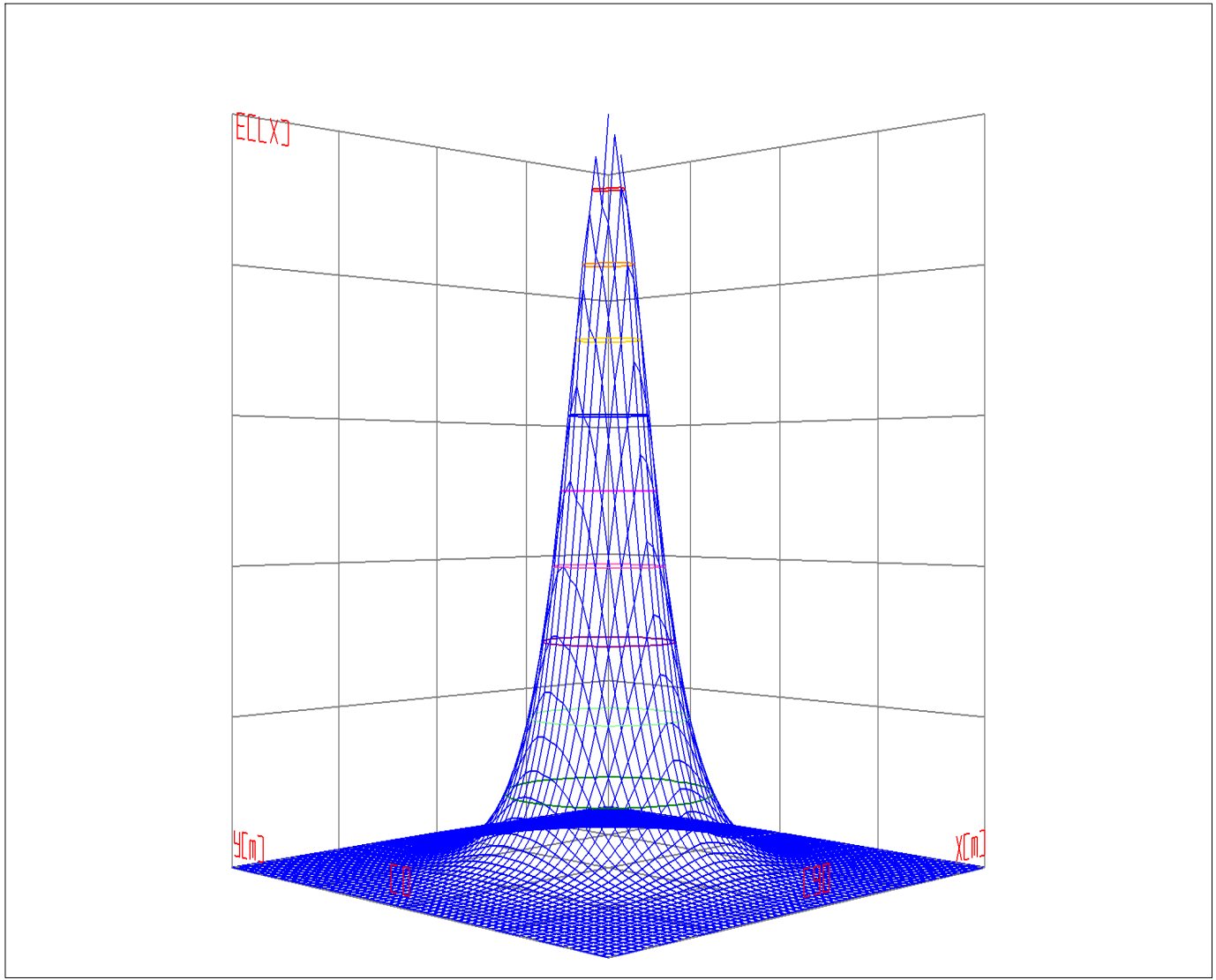
Working Plane Luminaire Mounting Height(m): 3.00  
 Working Plane Maximum Illuminance(lx): 59.18  
 Working Plane Maximum Illuminance Position(d/h):H0.0 V0.0

---

### 3D Plane ISO Illuminance Diagram

Lum. Name: 9008	Lum. Catalog: LG-8017	Test ID: 8.955 m
Lamp Name: 2835(*84)	Lamp Catalog: LED	Test Lab:
Manufacture: Light and Green LLC	Test Machine:GON-2000	Test Date: 2015-01-10 11:04

### 3D Plane Illuminance Modal

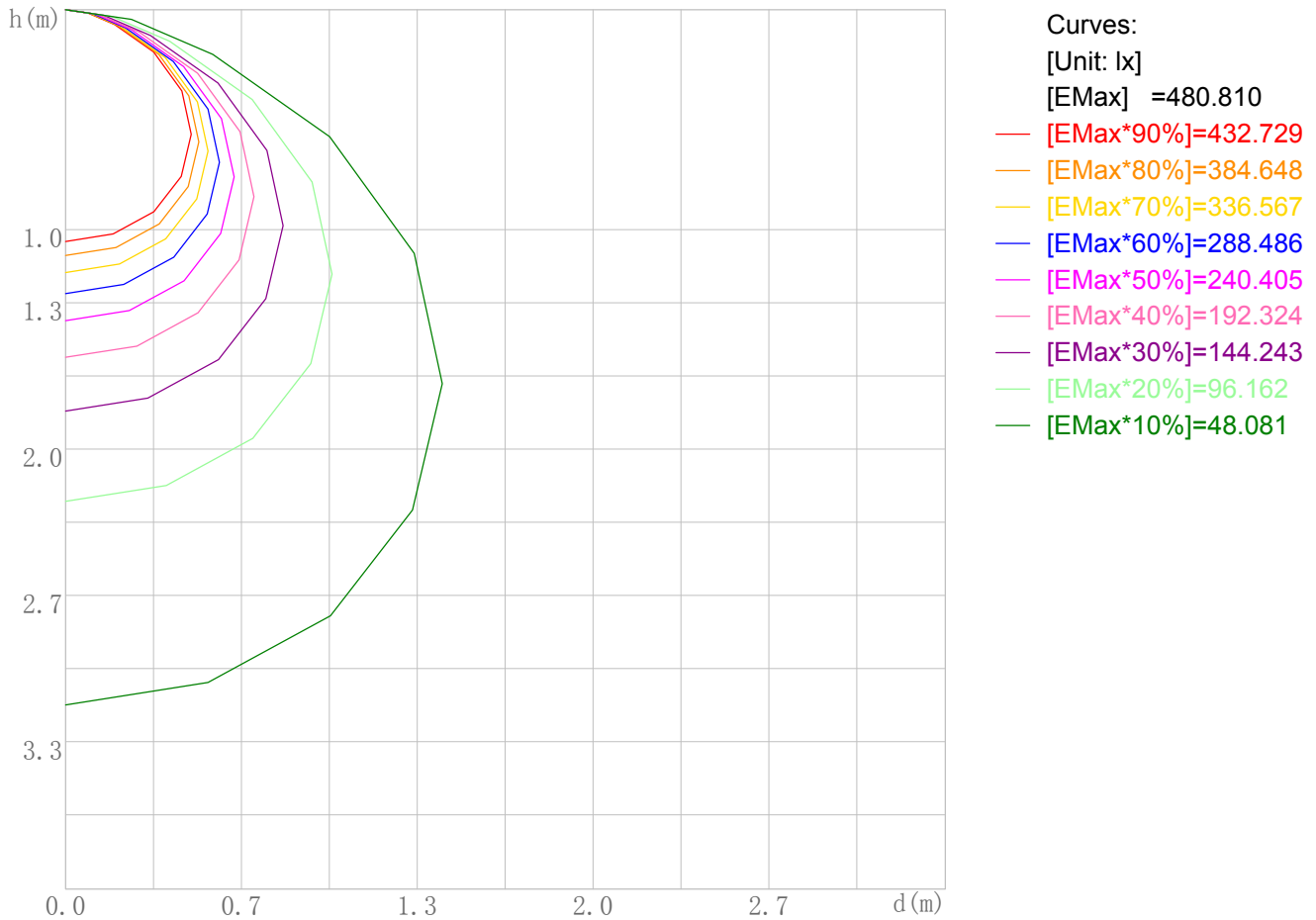


Curves: 3D Model — 90% — 80% — 70% — 60% — 50% — 40% — 30% — 20% — 10% —  
View Angles(deg): 0    Height(m): 3.0    Distance(m): 10.0

### Space ISO Illuminance Diagram

Lum. Name: 9008	Lum. Catalog: LG-8017	Test ID: 8.955 m
Lamp Name: 2835(*84)	Lamp Catalog: LED	Test Lab:
Manufacture: Light and Green LLC	Test Machine:GON-2000	Test Date: 2015-01-10 11:04

Space ISO Illuminance Curve



Space Plane Maximum Illuminance and @Angle:480.81lx,0.0deg  
 Plane Maximum Lighting Intensity and @Angle:480.810cd,0deg

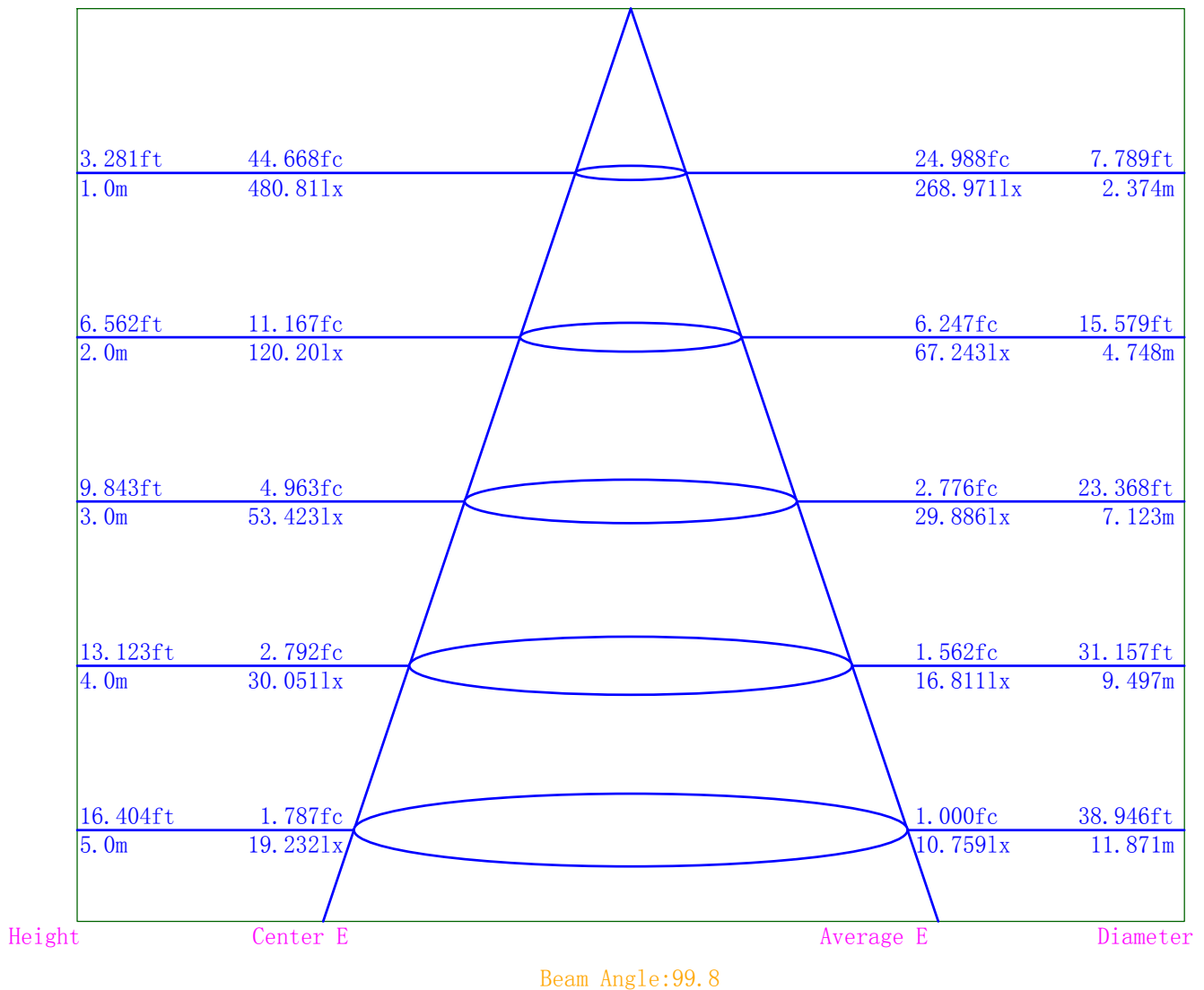
---



**Illuminance-Distance Diagram**

Lum. Name: 9008	Lum. Catalog: LG-8017	Test ID: 8.955 m
Lamp Name: 2835(*84)	Lamp Catalog: LED	Test Lab:
Manufacture: Light and Green LLC	Test Machine:GON-2000	Test Date: 2015-01-10 11:04

**Illuminance-Distance Curve**



### Indoor Luminance Limiting Curves

Lum. Name: 9008	Lum. Catalog: LG-8017	Test ID: 8.955 m
Lamp Name: 2835(*84)	Lamp Catalog: LED	Test Lab:
Manufacture: Light and Green LLC	Test Machine:GON-2000	Test Date: 2015-01-10 11:04

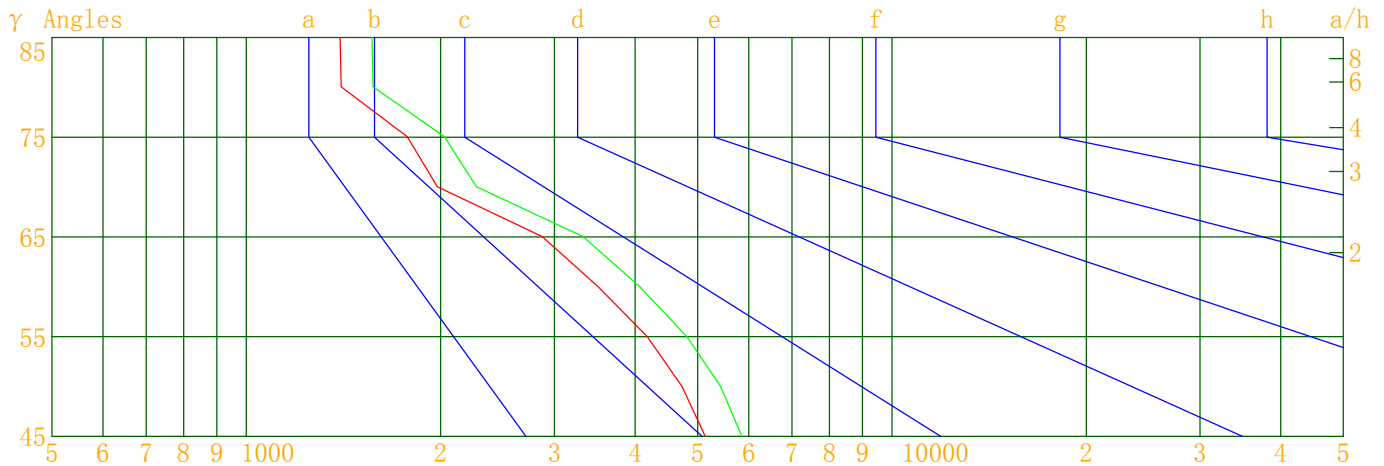
Glare Grade Table

GI	Quality	Using Illuminance							
		a	b	c	d	e	f	g	h
1.15	A	2000	1000	500	<=300				
1.5	B		2000	1000	500	<=300			
1.85	C			2000	1000	500	<=300		
2.2	D				2000	1000	500	<=300	
2.55	E	a				2000	1000	500	<=300
			b	c	d	e	f	g	h

Luminance Table

Gama (deg)	45	50	55	60	65	70	75	80	85
C0	5139	4728	4177	3505	2873	1976	1776	1403	1397
C90	5855	5425	4812	4065	3324	2271	2027	1571	1565

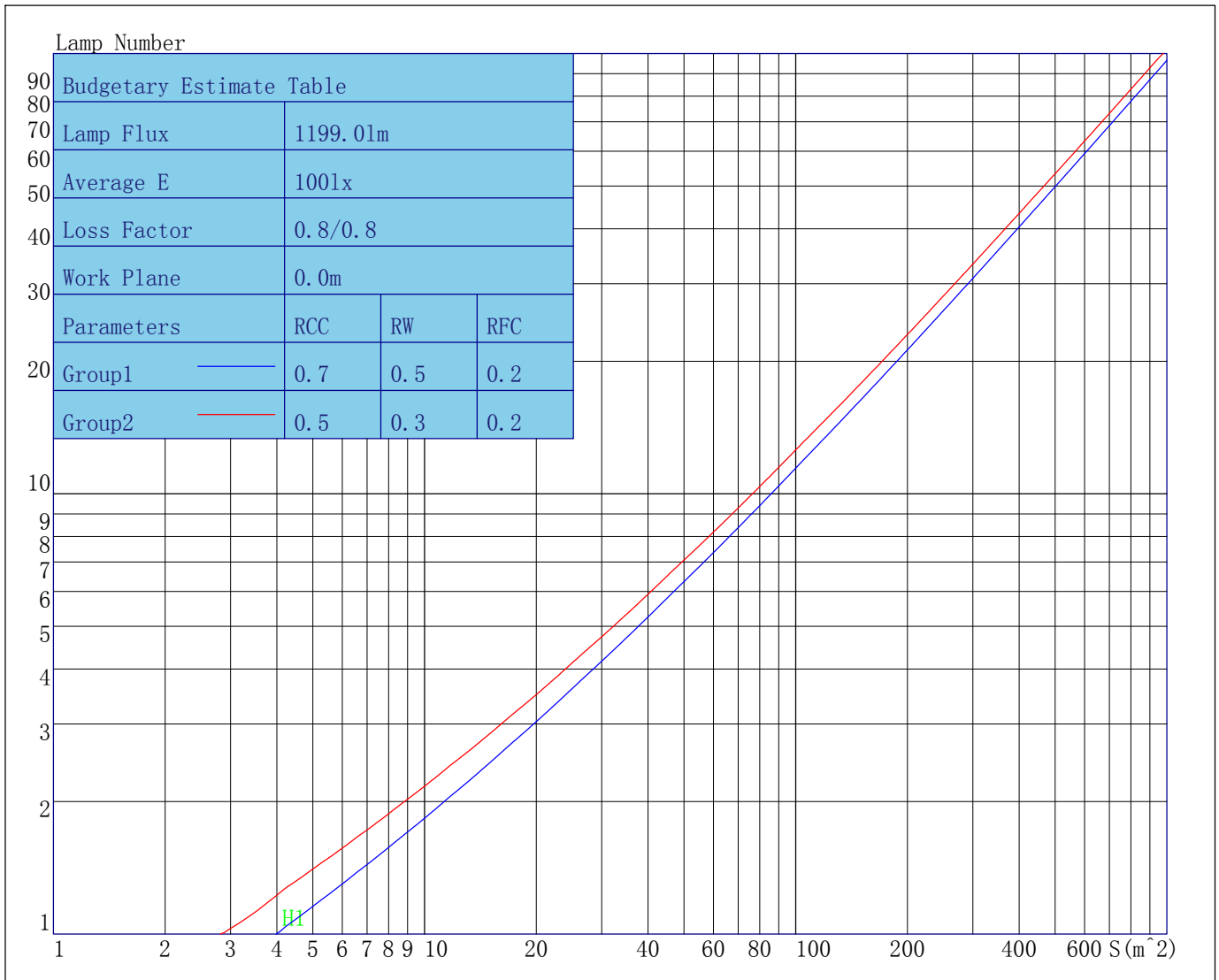
Luminance Limiting Curve



Luminous Size: Length(m)=0.240 Width(m)=0.240 Height(m)=0.065 Area(m<sup>2</sup>)=0.073200  
 Luminous Type: Without Luminous Side  
 Luminous Curves: C0-C180 Color: — C90-C270 Color: —

**Indoor Budgetary Estimate Table**

Lum. Name: 9008	Lum. Catalog: LG-8017	Test ID: 8.955 m
Lamp Name: 2835(*84)	Lamp Catalog: LED	Test Lab:
Manufacture: Light and Green LLC	Test Machine:GON-2000	Test Date: 2015-01-10 11:04



Parameters1: Rhocc = 0.7 Rhow = 0.5 Rhofc = 0.2 LLF = 0.8  
Parameters2: Rhocc = 0.5 Rhow = 0.3 Rhofc = 0.2 LLF = 0.8  
Average Illuminance(lx): 100 Cavity Height: H1(m) = 2

**Indoor Coefficient of Utilization Table**

Lum. Name: 9008	Lum. Catalog: LG-8017	Test ID: 8.955 m
Lamp Name: 2835(*84)	Lamp Catalog: LED	Test Lab:
Manufacture: Light and Green LLC	Test Machine:GON-2000	Test Date: 2015-01-10 11:04

Coefficients of Utilization - Zonal Cavity Method																		
Coef.	Effective Floor Cavity Reflectance RFC=0.20																	
RhoCC (%)	80				70				50			30			10			0
RhoW (%)	70	50	30	10	70	50	30	10	50	30	10	50	30	10	50	30	10	0
RCR	Coefficient of Utilization(%)																	
0	113	113	113	113	110	110	110	110	106	106	106	101	101	101	97	97	97	95
1	105	101	97	94	102	98	95	92	94	92	89	91	89	87	87	86	84	82
2	96	89	83	78	94	87	82	77	84	79	75	81	77	74	78	75	72	70
3	88	79	72	66	86	77	71	66	75	69	64	72	67	63	70	66	62	60
4	81	71	63	57	79	69	62	56	67	61	56	65	59	55	63	58	54	52
5	75	63	55	50	73	62	55	49	60	54	49	59	53	48	57	52	48	46
6	69	57	49	44	68	57	49	43	55	48	43	53	47	43	52	47	42	40
7	64	52	44	39	63	52	44	39	50	43	38	49	43	38	47	42	38	36
8	60	48	40	35	59	47	40	35	46	39	34	45	39	34	44	38	34	32
9	56	44	37	31	55	43	36	31	42	36	31	41	35	31	40	35	31	29
10	53	41	33	29	52	40	33	29	39	33	28	38	33	28	38	32	28	27

---

**Unified Glare Rating Table**

Lum. Name: 9008	Lum. Catalog: LG-8017	Test ID: 8.955 m
Lamp Name: 2835(*84)	Lamp Catalog: LED	Test Lab:
Manufacture: Light and Green LLC	Test Machine:GON-2000	Test Date: 2015-01-10 11:04

**Unified Glare Rating Table**

Ceiling RCC	0.70	0.70	0.50	0.50	0.30	0.70	0.70	0.50	0.50	0.30
Wall RW	0.50	0.30	0.50	0.30	0.30	0.50	0.30	0.50	0.30	0.30
Floor RFC	0.20	0.20	0.20	0.20	0.20	0.20	0.20	0.20	0.20	0.20
Room Size	Viewed crosswise					Viewed endwise				
X=2H Y=2H	17.3	18.8	17.7	19.1	19.4	17.7	19.1	18.0	19.4	19.8
Y=3H	18.0	19.3	18.4	19.6	20.0	18.4	19.7	18.7	20.0	20.4
Y=4H	18.2	19.4	18.6	19.8	20.1	18.6	19.8	19.0	20.2	20.5
Y=6H	18.3	19.4	18.7	19.8	20.2	18.7	19.9	19.1	20.2	20.6
Y=8H	18.4	19.4	18.8	19.8	20.2	18.8	19.8	19.2	20.2	20.6
Y=12H	18.4	19.4	18.8	19.8	20.2	18.8	19.8	19.2	20.2	20.6
X=4H Y=2H	17.8	19.0	18.2	19.4	19.8	18.1	19.3	18.5	19.7	20.1
Y=3H	18.6	19.6	19.0	20.0	20.4	19.0	19.9	19.4	20.3	20.7
Y=4H	18.9	19.8	19.3	20.2	20.6	19.3	20.1	19.7	20.5	21.0
Y=6H	19.1	19.9	19.6	20.3	20.8	19.5	20.2	19.9	20.7	21.1
Y=8H	19.2	19.9	19.6	20.3	20.8	19.5	20.2	20.0	20.7	21.1
Y=12H	19.2	19.8	19.7	20.3	20.8	19.6	20.2	20.1	20.7	21.1
X=8H Y=4H	19.0	19.7	19.5	20.2	20.6	19.4	20.1	19.8	20.5	21.0
Y=6H	19.3	19.8	19.8	20.3	20.9	19.7	20.2	20.2	20.7	21.2
Y=8H	19.4	19.9	19.9	20.4	20.9	19.8	20.2	20.3	20.7	21.2
Y=12H	19.5	19.9	20.1	20.4	21.0	19.9	20.3	20.4	20.8	21.3
X=12H Y=4H	19.0	19.6	19.5	20.1	20.6	19.4	20.0	19.9	20.4	20.9
Y=6H	19.3	19.8	19.9	20.3	20.8	19.7	20.1	20.2	20.6	21.1
Y=8H	19.5	19.9	20.0	20.4	20.9	19.8	20.2	20.3	20.7	21.3
Variations with the observer position at spacings										
S=1.0H	0.5/-0.5					0.6/-0.6				
S=1.5H	1.0/-1.1					1.0/-1.1				
S=2.0H	2.0/-1.8					2.1/-1.7				
Reduced UGR Table:										
Nordic Standard Table:	BKO					BKO				
Correction Value	1.5					1.5				

to the CIE Pub.117, data has been corrected, refers to the lamp's lumens 8.2flm.

**IES Indoor Report**  
**Photometric Filename:LG-8017.ies**

---

**Candela Tabulation**

V/H	C0.0	C15.0	C30.0	C45.0	C60.0	C75.0	C90.0	C105.0	C120.0	C135.0	C150.0	C165.0
<b>γ 0.0</b>	480.81	480.88	480.76	480.32	480.30	479.92	532.59	530.46	529.82	528.44	527.18	525.23
<b>γ 10.0</b>	471.45	470.48	470.64	469.86	470.59	470.55	524.05	522.39	522.01	521.90	521.19	514.76
<b>γ 20.0</b>	440.48	438.50	438.29	437.03	438.49	438.79	491.68	491.84	492.70	494.85	495.23	487.77
<b>γ 30.0</b>	383.51	380.73	380.78	379.19	380.79	381.63	430.91	432.42	434.91	438.77	440.32	434.36
<b>γ 40.0</b>	309.47	306.51	306.05	304.95	307.08	307.92	350.79	353.76	356.58	361.89	364.40	340.44
<b>γ 50.0</b>	222.47	218.95	218.95	217.52	220.07	221.37	255.28	259.33	262.33	268.58	271.67	253.20
<b>γ 60.0</b>	128.28	125.05	124.98	123.45	126.27	127.77	148.79	153.36	156.63	163.51	166.47	157.47
<b>γ 70.0</b>	49.47	47.64	47.43	46.80	48.11	49.11	56.85	59.97	62.13	66.91	69.39	67.15
<b>γ 80.0</b>	17.83	16.98	16.78	16.52	17.15	17.54	19.97	21.17	22.24	23.95	25.07	24.19
<b>γ 90.0</b>	0.00	0.00	0.00	0.00	0.00	0.00	0.00	0.00	0.00	0.00	0.00	0.13
V/H	C180.0	C195.0	C210.0	C225.0	C240.0	C255.0	C270.0	C285.0	C300.0	C315.0	C330.0	C345.0
<b>γ 0.0</b>	480.81	480.88	480.76	480.32	480.30	479.92	532.59	530.46	529.82	528.44	527.18	525.23
<b>γ 10.0</b>	477.00	477.65	477.76	477.81	477.04	476.62	527.59	524.18	522.71	520.30	518.31	515.66
<b>γ 20.0</b>	455.56	456.67	456.87	456.73	455.40	454.47	501.09	496.80	494.33	490.07	487.21	483.42
<b>γ 30.0</b>	407.36	409.46	409.46	409.97	407.61	406.49	444.99	439.54	436.61	430.72	427.24	421.94
<b>γ 40.0</b>	339.81	342.75	342.68	343.45	340.90	339.19	368.20	362.44	358.47	351.63	347.52	341.78
<b>γ 50.0</b>	256.66	260.00	260.13	261.26	258.30	256.59	275.94	269.51	265.20	257.97	253.68	247.37
<b>γ 60.0</b>	161.13	164.86	164.94	166.30	163.36	161.72	172.43	166.17	162.11	154.59	150.37	144.27
<b>γ 70.0</b>	69.84	72.85	73.02	74.11	71.76	70.76	75.47	70.97	67.82	62.94	60.21	56.48
<b>γ 80.0</b>	25.29	26.32	26.43	26.84	26.09	25.57	28.13	26.58	25.36	23.54	22.42	20.74
<b>γ 90.0</b>	1.49	1.56	2.51	2.08	2.30	1.29	1.63	1.25	0.00	0.00	0.00	0.00

---