

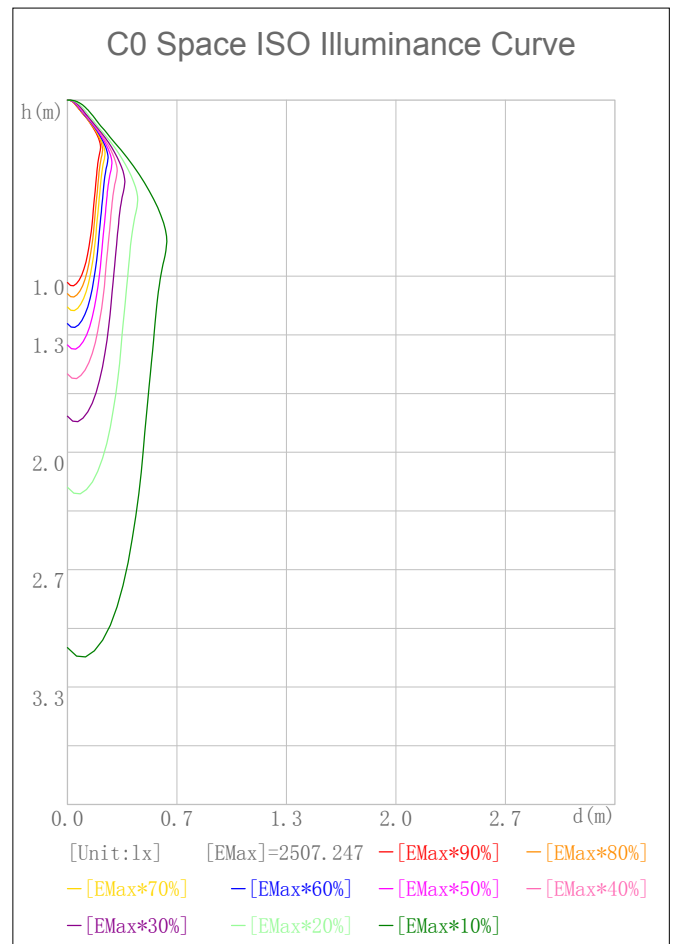
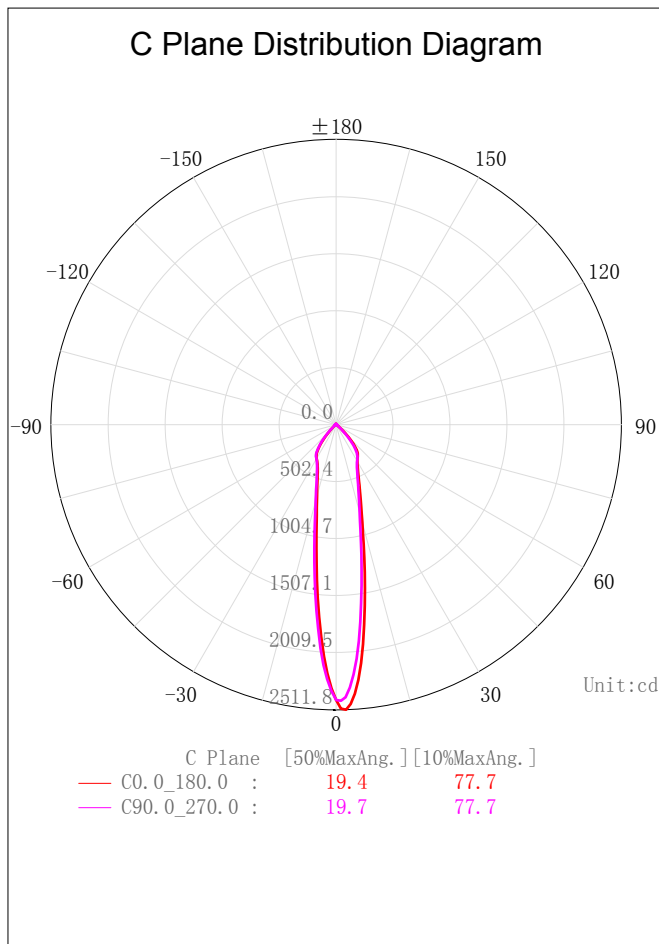
Indoor Luminaire Photometric Data

Description Information

Luminary Name:CL2-13WD 1800K-3000K RA95 Reflector 15D		Lum. Catalog:	Test ID: 01
Lamp Name:		Lamp Catalog: LED	Test Date: 2018/11/27
Manufacture:		Shld. Ang(°):	Test Machine:GON-2000
Test Lab: Quality Department	Frequency (Hz):		Lamp CCT(K): Ra:
Lum. Size (W*L*H):0.050m*0.050m*0.068m		Lum. Area (m2):0.006	Lum. W(kg): 0.000
Test System: C, γ	Test Step: C=90.0 γ=1.0	Temp. (°C): 25	Humidity(%): 50.0

Character Parameter

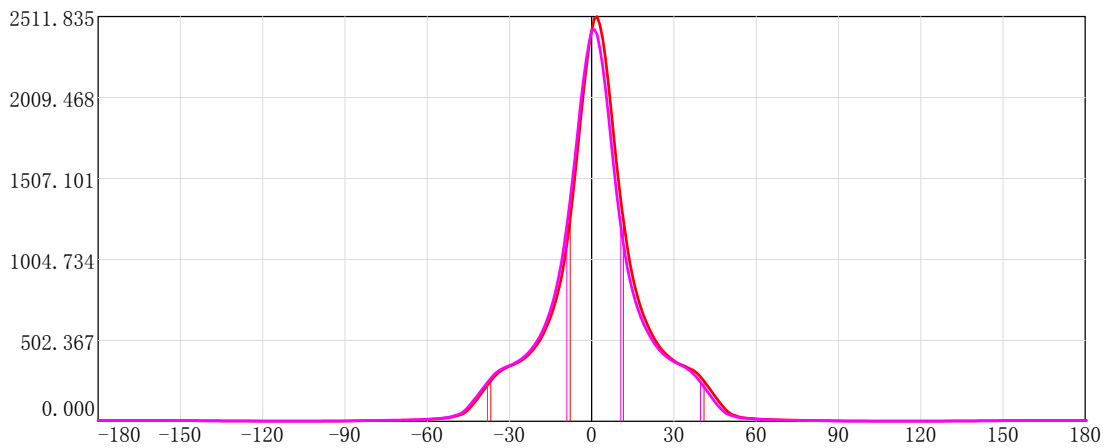
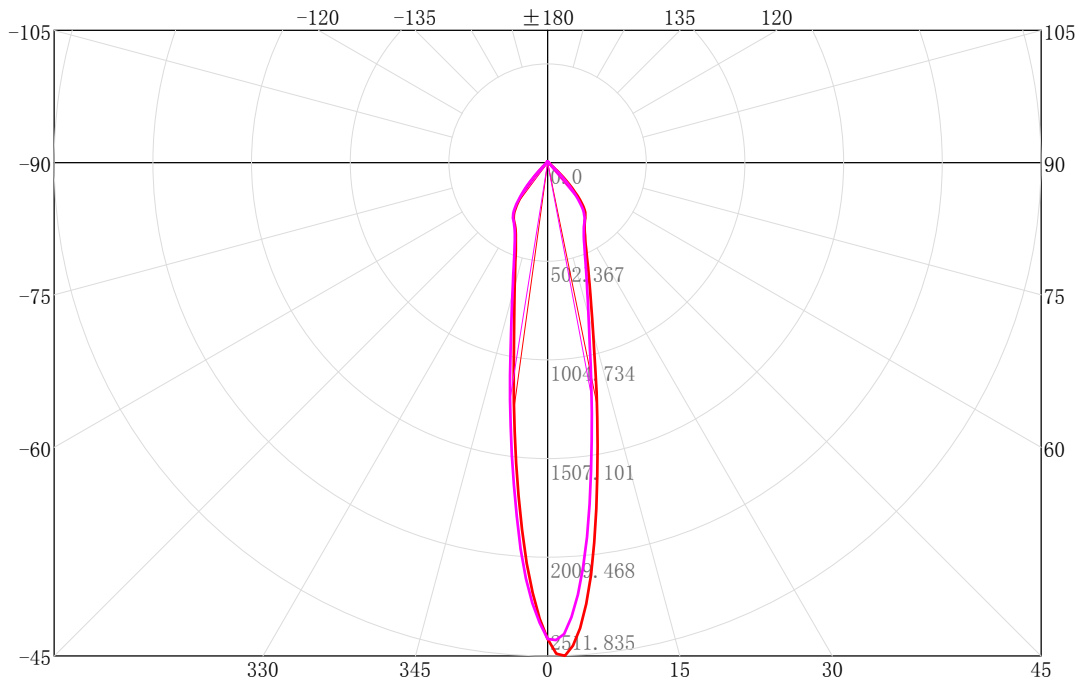
Lamp Speciality Parameter	Luminaire Speciality Parameter	
Rated Flux(lm): 914.140	Luminary Flux(lm): 914.140	Field Angle(10%Imax): 77.7(°)
Rated Power(W):	Luminary Efficiency: 100.00%	Down Lumens&Percent: 895.136lm 97.92%
Rated Voltage(V):	Luminary EER(lm/W): 74.200	Up Lumens&Percent: 19.003lm 2.08%
Tested Power(W): 12.320	Max. Candela(cd): 2511.835	S/MH: C0_a180=0.339 C90_270=0.333
Lamps' Inside: 1	Max Cand@Ang. (°): C=0.0 γ=2.0	CIE Type: Semi-Direct
Tested Electrics (V, A, pf):240.3, 0.054, 0.942	Beam Angle(50%Imax): 19.4(°)	ErP φ use(90°): 814.154lm
Lamp Size (W*L*H):0.050m*0.050m*0.068m	Left=-7.8°, Right=11.5°	IRF(%): 574.530



2D Plane Light Intensity Distribution Curve

Lum. Name: CL2-13WD 1800K-3000K RA95 Reflector 15D	Lum. Catalog:	Test ID: 01
Lamp Name:	Lamp Catalog: LED	Test Lab: Quality Department
Manufacture:	Test Machine:GON-2000	Test Date: 2018/11/27

C Plane Distribution Diagram



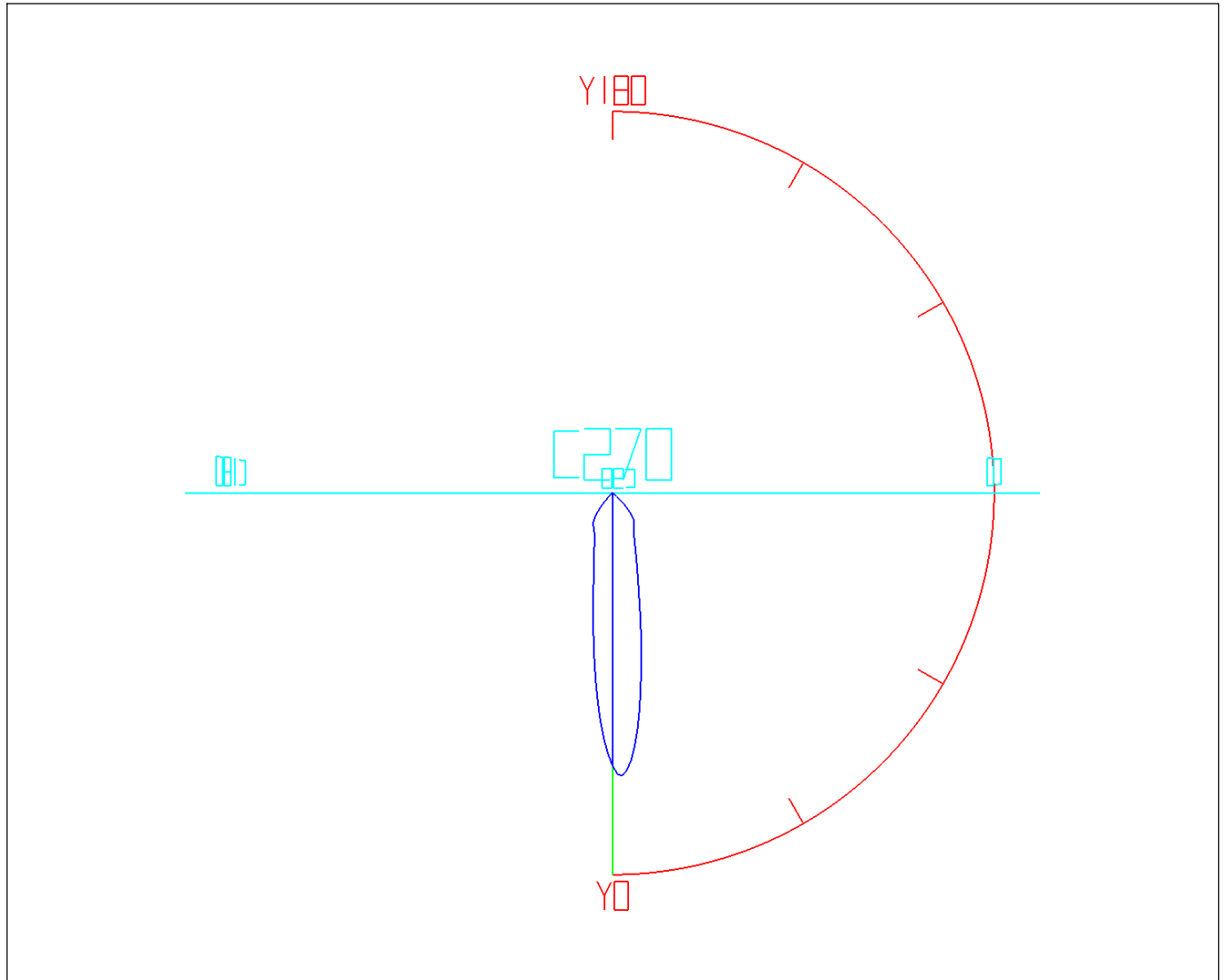
C Plane [50%MaxAng.] [10%MaxAng.] Unit:cd

— C0.0_180.0 :	19.4	77.7
— C90.0_270.0 :	19.7	77.7

3D Light Intensity Distribution Modal

Lum. Name: CL2-13WD 1800K-3000K RA95 Reflector 15D	Lum. Catalog:	Test ID: 01
Lamp Name:	Lamp Catalog: LED	Test Lab: Quality Department
Manufacture:	Test Machine:GON-2000	Test Date: 2018/11/27

3D Light Intensity Distribution Modal



Curves: 3D Model —— Fixture —— Vert. HUD —— Hori. HUD ——
 View Angles: Orient:0 Tilt:0 Roll:0 Spin:0

IES Indoor Report

Photometric Filename:CL2-13WD 1800K-3000K RA95 Reflector 15D.IES

Zonal Flux Tabulation

Zone(γ)	Zone Flux (lm)	Sums Flux (lm)	Zone%Lamp	Sums%Lamp	Zone(γ)	Zone Flux (lm)	Sums Flux (lm)	Zone%Lamp	Sums%Lamp
0.0-1.0	2.31	2.31	0.25	0.25	47.0-48.0	5.45	843.90	0.60	92.32
1.0-2.0	6.80	9.10	0.74	1.00	48.0-49.0	4.53	848.43	0.50	92.81
2.0-3.0	10.93	20.04	1.20	2.19	49.0-50.0	3.79	852.22	0.41	93.23
3.0-4.0	14.53	34.57	1.59	3.78	50.0-51.0	3.20	855.42	0.35	93.58
4.0-5.0	17.48	52.05	1.91	5.69	51.0-52.0	2.78	858.20	0.30	93.88
5.0-6.0	19.76	71.81	2.16	7.86	52.0-53.0	2.46	860.65	0.27	94.15
6.0-7.0	21.39	93.20	2.34	10.20	53.0-54.0	2.18	862.83	0.24	94.39
7.0-8.0	22.41	115.61	2.45	12.65	54.0-55.0	1.96	864.80	0.21	94.60
8.0-9.0	22.95	138.56	2.51	15.16	55.0-56.0	1.81	866.61	0.20	94.80
9.0-10.0	23.14	161.70	2.53	17.69	56.0-57.0	1.68	868.28	0.18	94.98
10.0-11.0	23.06	184.76	2.52	20.21	57.0-58.0	1.56	869.85	0.17	95.15
11.0-12.0	22.80	207.56	2.49	22.71	58.0-59.0	1.46	871.31	0.16	95.31
12.0-13.0	22.46	230.02	2.46	25.16	59.0-60.0	1.37	872.69	0.15	95.47
13.0-14.0	22.08	252.10	2.42	27.58	60.0-61.0	1.29	873.98	0.14	95.61
14.0-15.0	21.74	273.84	2.38	29.96	61.0-62.0	1.22	875.20	0.13	95.74
15.0-16.0	21.43	295.27	2.34	32.30	62.0-63.0	1.16	876.36	0.13	95.87
16.0-17.0	21.13	316.40	2.31	34.61	63.0-64.0	1.10	877.46	0.12	95.99
17.0-18.0	20.83	337.23	2.28	36.89	64.0-65.0	1.05	878.51	0.12	96.10
18.0-19.0	20.55	357.78	2.25	39.14	65.0-66.0	1.01	879.52	0.11	96.21
19.0-20.0	20.31	378.09	2.22	41.36	66.0-67.0	0.96	880.48	0.11	96.32
20.0-21.0	20.09	398.18	2.20	43.56	67.0-68.0	0.93	881.41	0.10	96.42
21.0-22.0	19.89	418.07	2.18	45.73	68.0-69.0	0.89	882.30	0.10	96.52
22.0-23.0	19.72	437.79	2.16	47.89	69.0-70.0	0.86	883.16	0.09	96.61
23.0-24.0	19.59	457.38	2.14	50.03	70.0-71.0	0.83	883.99	0.09	96.70
24.0-25.0	19.48	476.86	2.13	52.17	71.0-72.0	0.80	884.79	0.09	96.79
25.0-26.0	19.42	496.29	2.12	54.29	72.0-73.0	0.78	885.57	0.08	96.87
26.0-27.0	19.42	515.71	2.12	56.41	73.0-74.0	0.75	886.32	0.08	96.96
27.0-28.0	19.46	535.16	2.13	58.54	74.0-75.0	0.73	887.04	0.08	97.04
28.0-29.0	19.53	554.69	2.14	60.68	75.0-76.0	0.70	887.75	0.08	97.11
29.0-30.0	19.63	574.31	2.15	62.83	76.0-77.0	0.68	888.43	0.07	97.19
30.0-31.0	19.74	594.06	2.16	64.99	77.0-78.0	0.66	889.08	0.07	97.26
31.0-32.0	19.85	613.91	2.17	67.16	78.0-79.0	0.63	889.71	0.07	97.33
32.0-33.0	19.91	633.82	2.18	69.33	79.0-80.0	0.61	890.33	0.07	97.39
33.0-34.0	19.88	653.70	2.18	71.51	80.0-81.0	0.59	890.92	0.06	97.46
34.0-35.0	19.71	673.41	2.16	73.67	81.0-82.0	0.57	891.49	0.06	97.52
35.0-36.0	19.37	692.78	2.12	75.78	82.0-83.0	0.55	892.04	0.06	97.58
36.0-37.0	18.87	711.65	2.06	77.85	83.0-84.0	0.53	892.57	0.06	97.64
37.0-38.0	18.16	729.81	1.99	79.84	84.0-85.0	0.50	893.08	0.06	97.70
38.0-39.0	17.25	747.06	1.89	81.72	85.0-86.0	0.48	893.55	0.05	97.75
39.0-40.0	16.18	763.24	1.77	83.49	86.0-87.0	0.45	894.00	0.05	97.80
40.0-41.0	14.99	778.23	1.64	85.13	87.0-88.0	0.41	894.41	0.04	97.84
41.0-42.0	13.64	791.87	1.49	86.62	88.0-89.0	0.38	894.79	0.04	97.88
42.0-43.0	12.20	804.08	1.34	87.96	89.0-90.0	0.35	895.14	0.04	97.92
43.0-44.0	10.72	814.80	1.17	89.13	90.0-91.0	0.32	895.46	0.04	97.96
44.0-45.0	9.25	824.05	1.01	90.14	91.0-92.0	0.31	895.77	0.03	97.99
45.0-46.0	7.84	831.89	0.86	91.00	92.0-93.0	0.29	896.06	0.03	98.02
46.0-47.0	6.56	838.45	0.72	91.72	93.0-94.0	0.29	896.35	0.03	98.05

IES Indoor Report

Photometric Filename:CL2-13WD 1800K-3000K RA95 Reflector 15D.IES

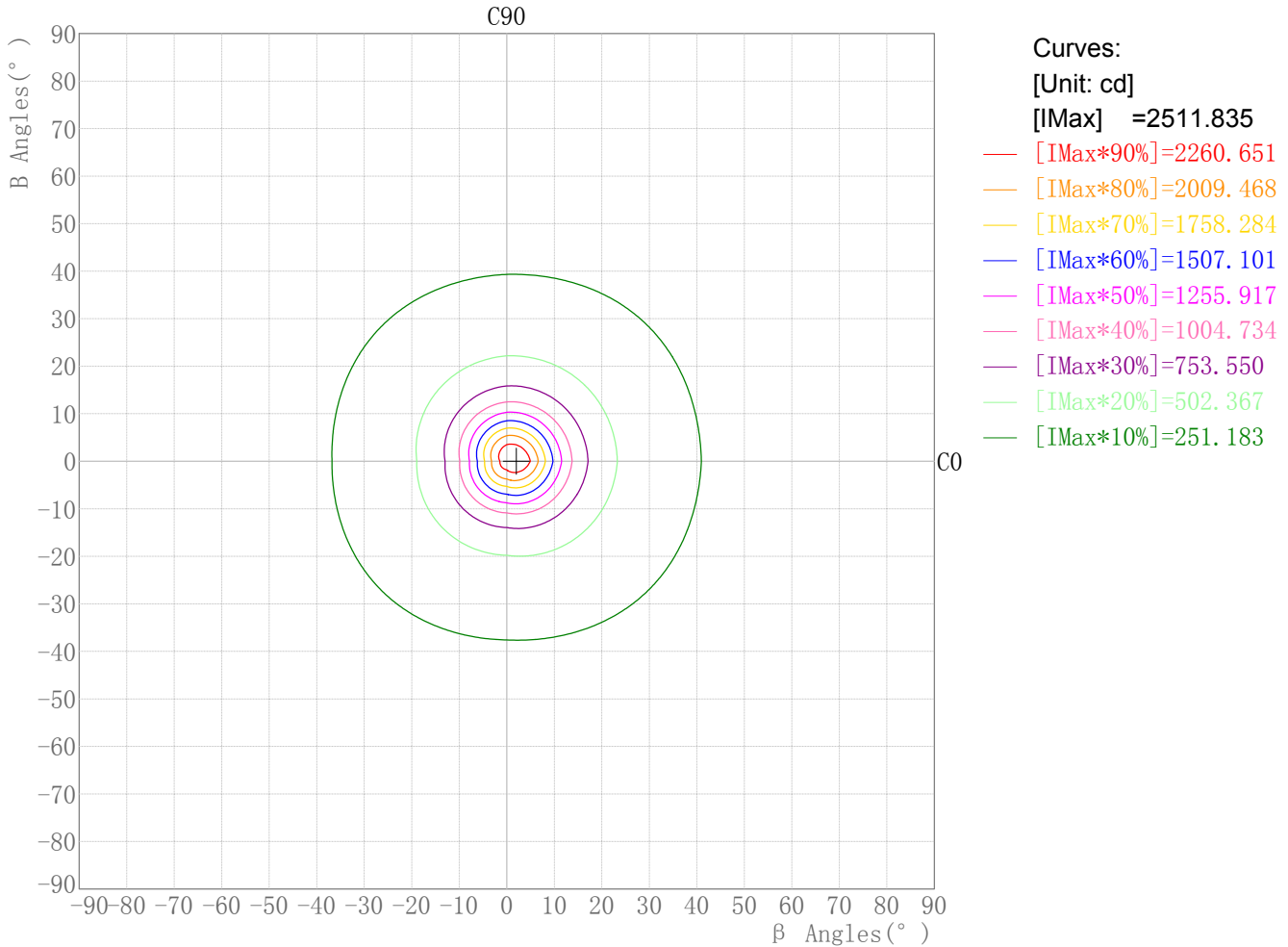
Zonal Flux Tabulation - (Cont.)

Zone (γ)	Zone Flux (lm)	Sums Flux (lm)	Zone%Lamp	Sums%Lamp	Zone (γ)	Zone Flux (lm)	Sums Flux (lm)	Zone%Lamp	Sums%Lamp
94.0-95.0	0.28	896.62	0.03	98.08	141.0-142.0	0.27	907.28	0.03	99.25
95.0-96.0	0.27	896.89	0.03	98.11	142.0-143.0	0.27	907.55	0.03	99.28
96.0-97.0	0.26	897.15	0.03	98.14	143.0-144.0	0.27	907.82	0.03	99.31
97.0-98.0	0.25	897.41	0.03	98.17	144.0-145.0	0.27	908.09	0.03	99.34
98.0-99.0	0.25	897.65	0.03	98.20	145.0-146.0	0.27	908.36	0.03	99.37
99.0-100.0	0.24	897.89	0.03	98.22	146.0-147.0	0.27	908.64	0.03	99.40
100.0-101.0	0.24	898.13	0.03	98.25	147.0-148.0	0.27	908.91	0.03	99.43
101.0-102.0	0.23	898.36	0.03	98.27	148.0-149.0	0.27	909.18	0.03	99.46
102.0-103.0	0.23	898.59	0.02	98.30	149.0-150.0	0.27	909.45	0.03	99.49
103.0-104.0	0.22	898.81	0.02	98.32	150.0-151.0	0.26	909.71	0.03	99.52
104.0-105.0	0.22	899.03	0.02	98.35	151.0-152.0	0.26	909.97	0.03	99.54
105.0-106.0	0.22	899.24	0.02	98.37	152.0-153.0	0.26	910.23	0.03	99.57
106.0-107.0	0.21	899.46	0.02	98.39	153.0-154.0	0.25	910.48	0.03	99.60
107.0-108.0	0.21	899.67	0.02	98.42	154.0-155.0	0.25	910.73	0.03	99.63
108.0-109.0	0.21	899.88	0.02	98.44	155.0-156.0	0.24	910.97	0.03	99.65
109.0-110.0	0.21	900.09	0.02	98.46	156.0-157.0	0.24	911.21	0.03	99.68
110.0-111.0	0.21	900.30	0.02	98.49	157.0-158.0	0.23	911.44	0.03	99.70
111.0-112.0	0.21	900.51	0.02	98.51	158.0-159.0	0.22	911.66	0.02	99.73
112.0-113.0	0.21	900.71	0.02	98.53	159.0-160.0	0.22	911.87	0.02	99.75
113.0-114.0	0.21	900.92	0.02	98.55	160.0-161.0	0.21	912.08	0.02	99.77
114.0-115.0	0.21	901.12	0.02	98.58	161.0-162.0	0.20	912.28	0.02	99.80
115.0-116.0	0.21	901.33	0.02	98.60	162.0-163.0	0.19	912.47	0.02	99.82
116.0-117.0	0.21	901.54	0.02	98.62	163.0-164.0	0.18	912.65	0.02	99.84
117.0-118.0	0.21	901.74	0.02	98.64	164.0-165.0	0.17	912.83	0.02	99.86
118.0-119.0	0.21	901.95	0.02	98.67	165.0-166.0	0.16	912.99	0.02	99.87
119.0-120.0	0.21	902.15	0.02	98.69	166.0-167.0	0.15	913.15	0.02	99.89
120.0-121.0	0.21	902.36	0.02	98.71	167.0-168.0	0.14	913.29	0.02	99.91
121.0-122.0	0.21	902.57	0.02	98.73	168.0-169.0	0.13	913.42	0.01	99.92
122.0-123.0	0.21	902.78	0.02	98.76	169.0-170.0	0.12	913.55	0.01	99.93
123.0-124.0	0.21	902.99	0.02	98.78	170.0-171.0	0.11	913.66	0.01	99.95
124.0-125.0	0.21	903.20	0.02	98.80	171.0-172.0	0.10	913.76	0.01	99.96
125.0-126.0	0.22	903.42	0.02	98.83	172.0-173.0	0.09	913.85	0.01	99.97
126.0-127.0	0.22	903.64	0.02	98.85	173.0-174.0	0.08	913.92	0.01	99.98
127.0-128.0	0.22	903.86	0.02	98.88	174.0-175.0	0.07	913.99	0.01	99.98
128.0-129.0	0.22	904.08	0.02	98.90	175.0-176.0	0.05	914.04	0.01	99.99
129.0-130.0	0.23	904.30	0.02	98.92	176.0-177.0	0.04	914.09	0.00	99.99
130.0-131.0	0.23	904.53	0.02	98.95	177.0-178.0	0.03	914.12	0.00	100.00
131.0-132.0	0.23	904.76	0.03	98.97	178.0-179.0	0.02	914.13	0.00	100.00
132.0-133.0	0.23	905.00	0.03	99.00	179.0-180.0	0.01	914.14	0.00	100.00
133.0-134.0	0.24	905.24	0.03	99.03					
134.0-135.0	0.24	905.48	0.03	99.05					
135.0-136.0	0.25	905.73	0.03	99.08					
136.0-137.0	0.25	905.98	0.03	99.11					
137.0-138.0	0.25	906.23	0.03	99.13					
138.0-139.0	0.26	906.49	0.03	99.16					
139.0-140.0	0.26	906.75	0.03	99.19					
140.0-141.0	0.26	907.01	0.03	99.22					

Rectangle ISO Lighting Intensity Diagram

Lum. Name: CL2-13WD 1800K-3000K RA95 Reflector 15D	Lum. Catalog:	Test ID: 01
Lamp Name:	Lamp Catalog: LED	Test Lab: Quality Department
Manufacture:	Test Machine:GON-2000	Test Date: 2018/11/27

ISO Lighting Intensity Curve

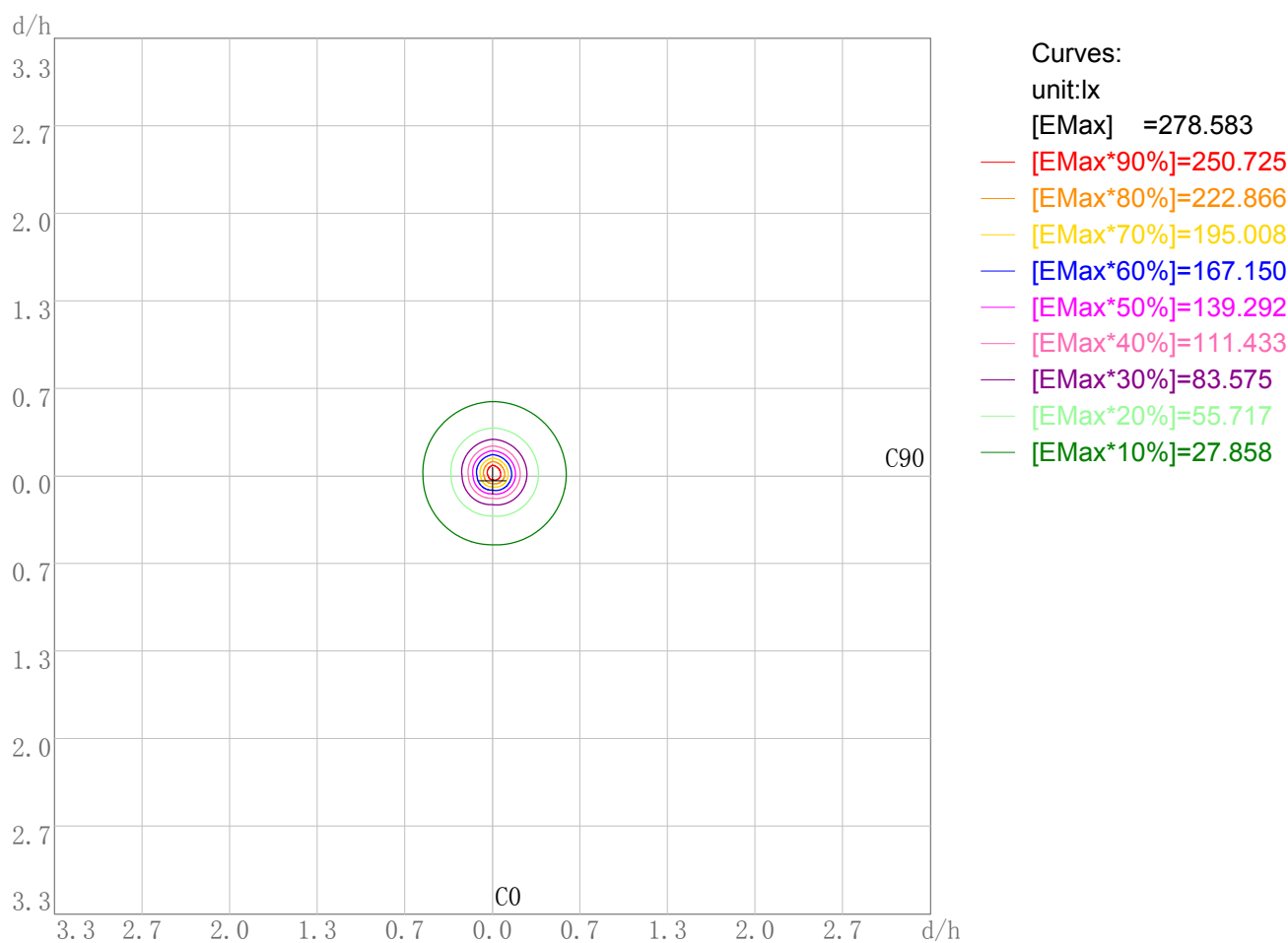


Maximum Light Intensity(cd): 2511.83
 Maximum Cand.@Angle: H=2.0°,V=0.0°

Plane ISO-Illuminance Diagram

Lum. Name: CL2-13WD 1800K-3000K RA95 Reflector 15D	Lum. Catalog:	Test ID: 01
Lamp Name:	Lamp Catalog: LED	Test Lab: Quality Department
Manufacture:	Test Machine:GON-2000	Test Date: 2018/11/27

Plane ISO-Illuminance Curve




Working Plane Luminaire Mounting Height(m): 3.00
 Working Plane Maximum Illuminance(lx): 278.58
 Working Plane Maximum Illuminance Position(d/h):H0.0 V0.0

3D Plane ISO Illuminance Diagram

Lum. Name: CL2-13WD 1800K-3000K RA95 Reflector 15D	Lum. Catalog:	Test ID: 01
Lamp Name:	Lamp Catalog: LED	Test Lab: Quality Department
Manufacture:	Test Machine:GON-2000	Test Date: 2018/11/27

3D Plane Illuminance Modal

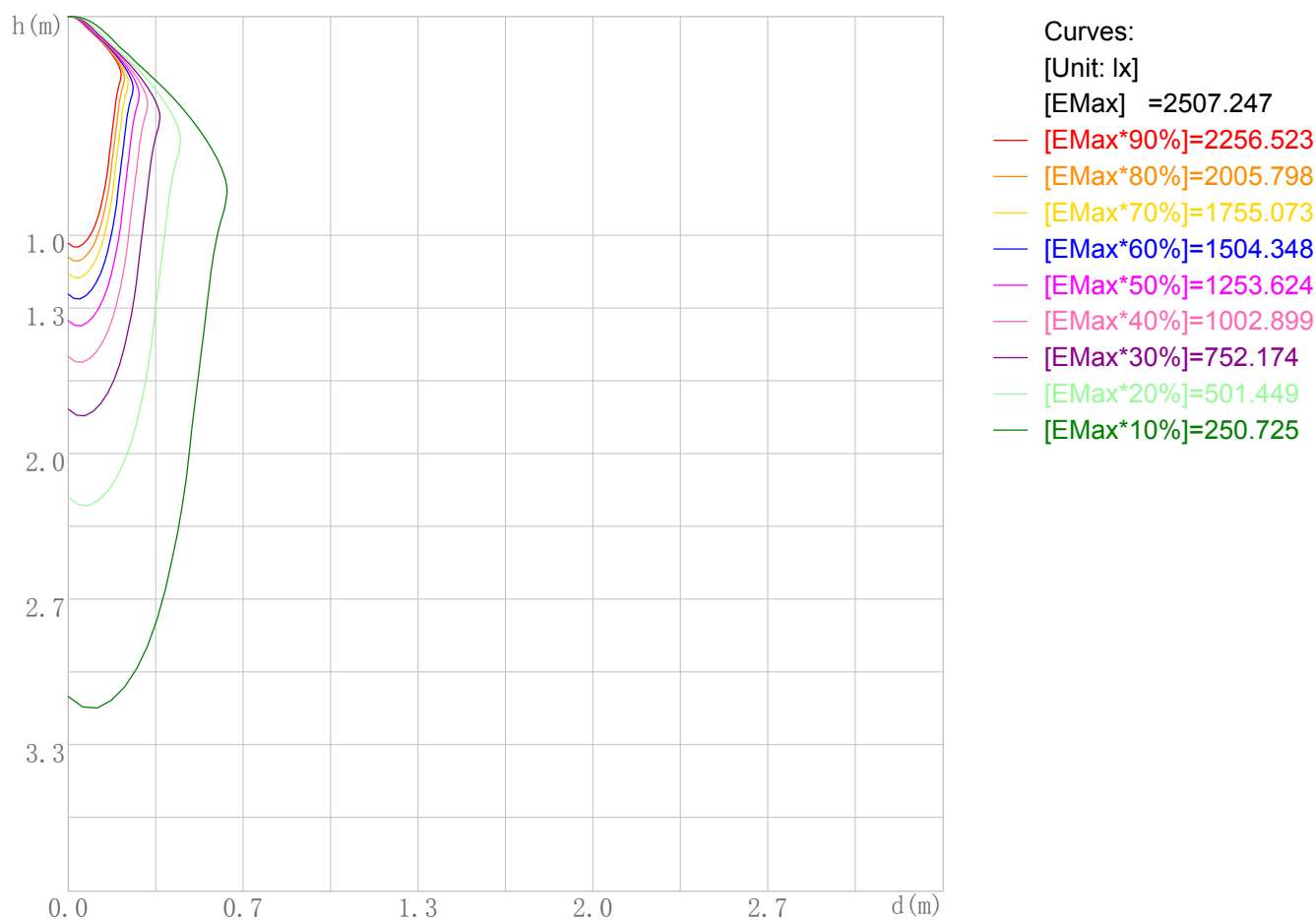


Curves: 3D Model — 90% — 80% — 70% — 60% — 50% — 40% — 30% — 20% — 10% —
 View Angles(deg): 0 Height(m): 3.0 Distance(m): 10.0

Space ISO Illuminance Diagram

Lum. Name: CL2-13WD 1800K-3000K RA95 Reflector 15D	Lum. Catalog:	Test ID: 01
Lamp Name:	Lamp Catalog: LED	Test Lab: Quality Department
Manufacture:	Test Machine:GON-2000	Test Date: 2018/11/27

Space ISO Illuminance Curve



Space Plane Maximum Illuminance and @Angle:2507.25lx,2.0deg
 Plane Maximum Lighting Intensity and @Angle:2511.835cd,0deg

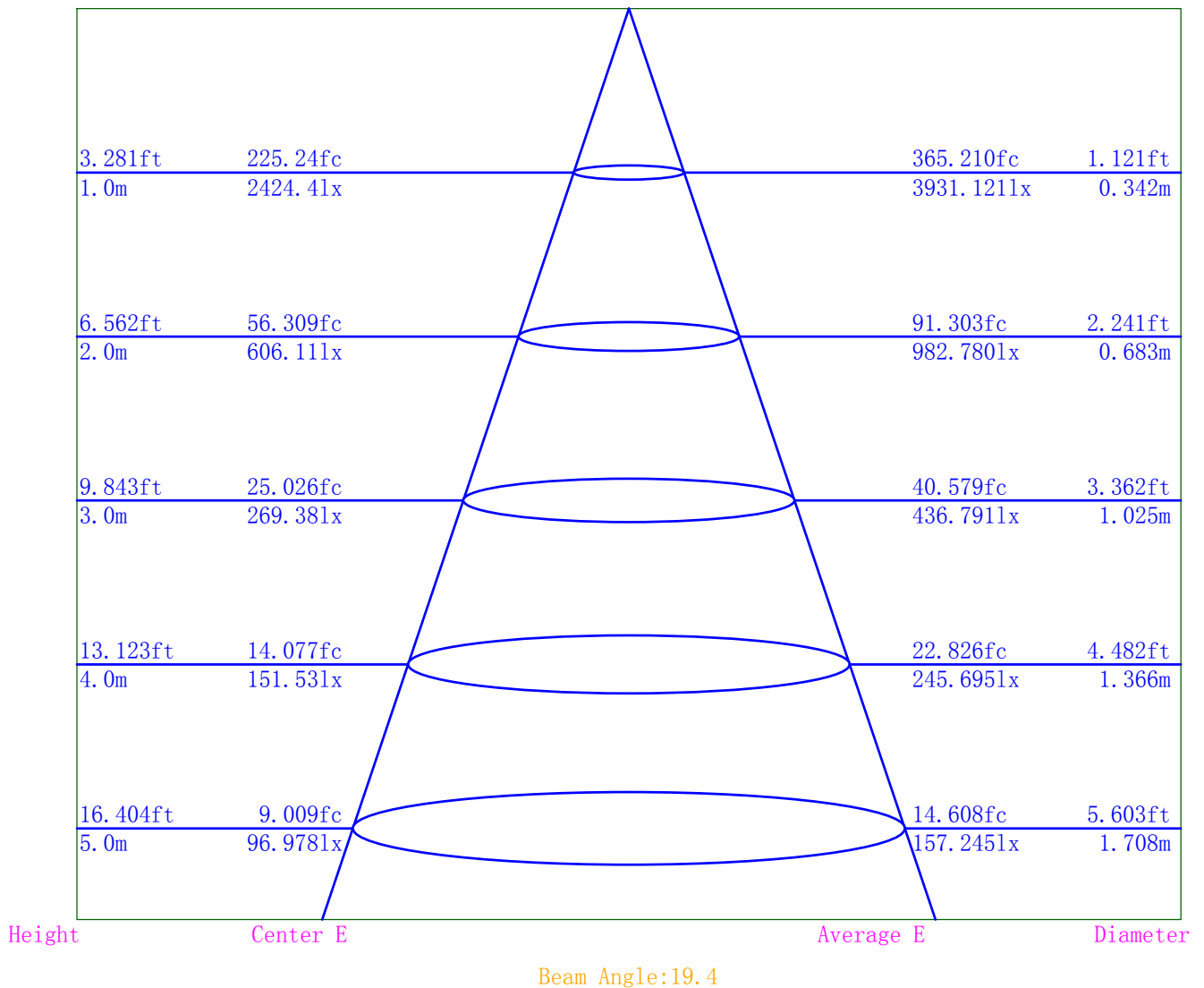
IES Indoor Report

Photometric Filename:CL2-13WD 1800K-3000K RA95 Reflector 15D.IES

Illuminance-Distance Diagram

Lum. Name: CL2-13WD 1800K-3000K RA95 Reflector 15D	Lum. Catalog:	Test ID: 01
Lamp Name:	Lamp Catalog: LED	Test Lab: Quality Department
Manufacture:	Test Machine:GON-2000	Test Date: 2018/11/27

Illuminance-Distance Curve



Indoor Luminance Limiting Curves

Lum. Name: CL2-13WD 1800K-3000K RA95 Reflector 15D	Lum. Catalog:	Test ID: 01
Lamp Name:	Lamp Catalog: LED	Test Lab: Quality Department
Manufacture:	Test Machine:GON-2000	Test Date: 2018/11/27

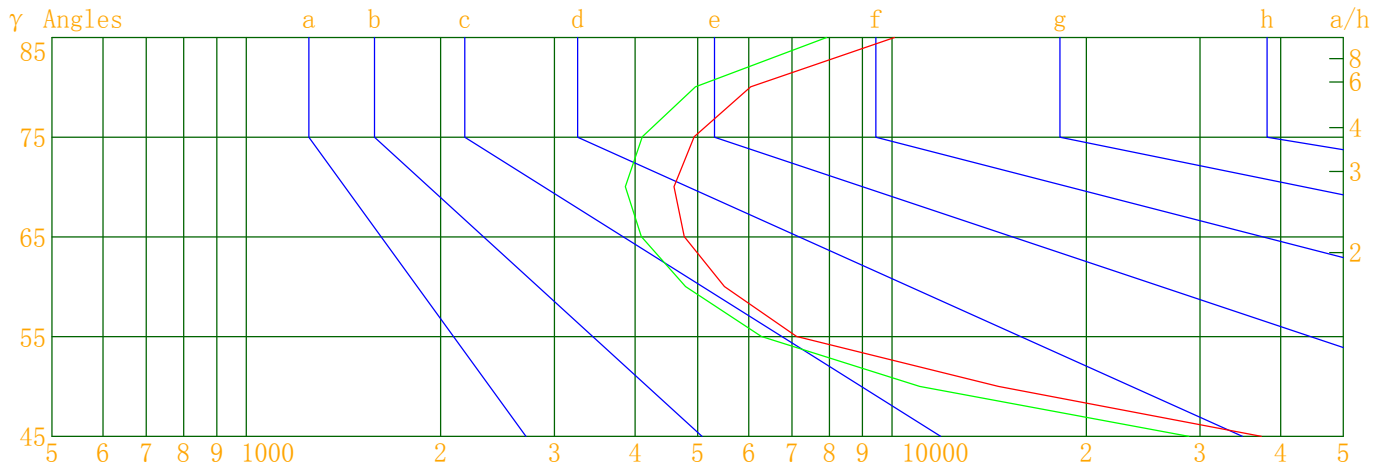
Glare Grade Table

GI	Quality	Using Illuminance							
		a	b	c	d	e	f	g	h
1.15	A	2000	1000	500	<=300				
1.5	B		2000	1000	500	<=300			
1.85	C			2000	1000	500	<=300		
2.2	D				2000	1000	500	<=300	
2.55	E	a				2000	1000	500	<=300
			b	c	d	e	f	g	h

Luminance Table

Gama (deg)	45	50	55	60	65	70	75	80	85
C0	37319	14619	7117	5500	4766	4596	4940	6041	10087
C90	28815	11038	6278	4789	4091	3865	4106	4960	7917

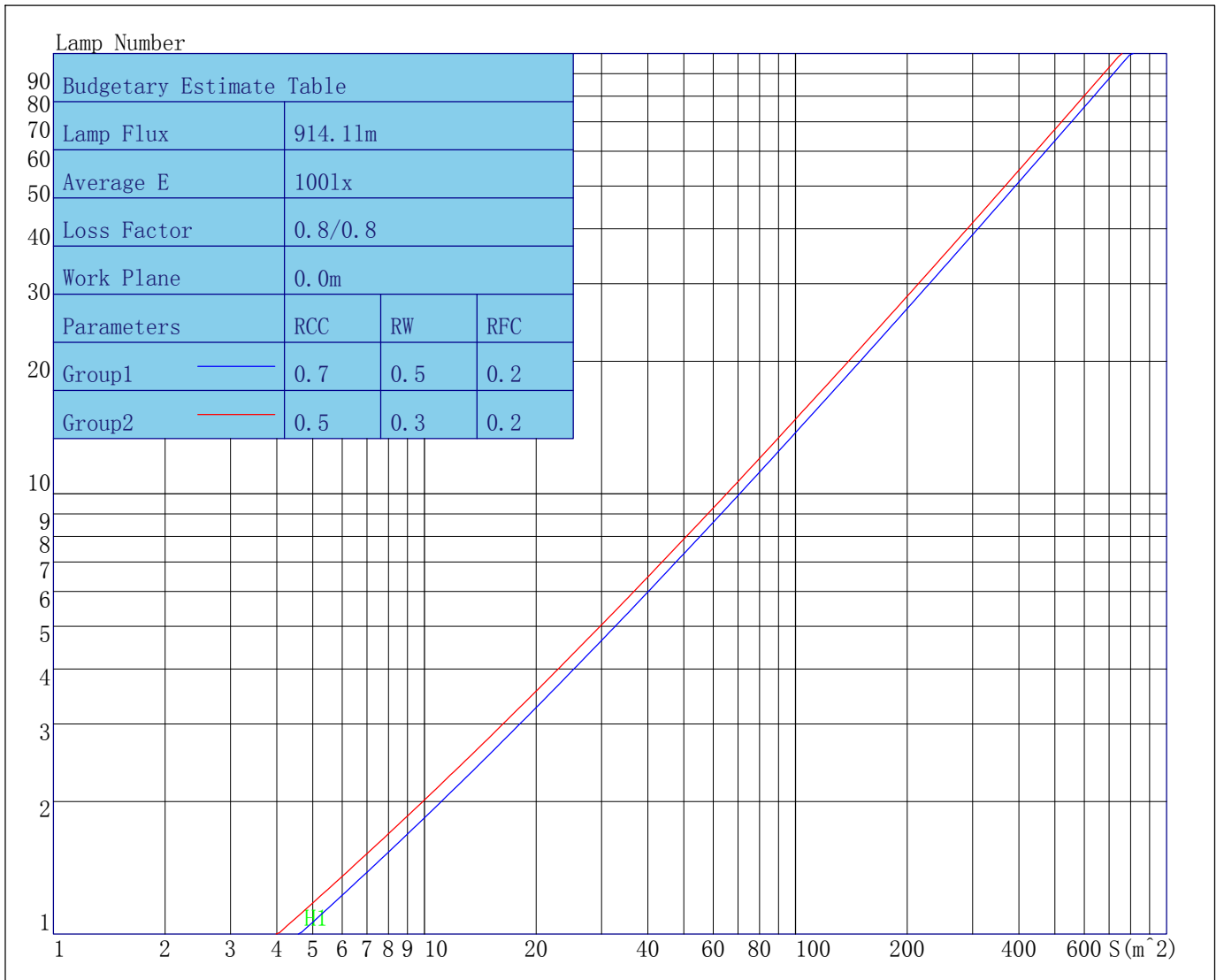
Luminance Limiting Curve



Luminous Size: Length(m)=0.050 Width(m)=0.050 Height(m)=0.068 Area(m^2)=0.005900
 Luminous Type: Without Luminous Side
 Luminous Curves: C0-C180 Color: — C90-C270 Color: —

Indoor Budgetary Estimate Table

Lum. Name: CL2-13WD 1800K-3000K RA95 Reflector 15D	Lum. Catalog:	Test ID: 01
Lamp Name:	Lamp Catalog: LED	Test Lab: Quality Department
Manufacture:	Test Machine:GON-2000	Test Date: 2018/11/27



Parameters1: Rhocc = 0.7 Rhow = 0.5 Rhofc = 0.2 LLF = 0.8
 Parameters2: Rhocc = 0.5 Rhow = 0.3 Rhofc = 0.2 LLF = 0.8
 Average Illuminance(lx): 100 Cavity Height: H1(m) = 2

IES Indoor Report

Photometric Filename:CL2-13WD 1800K-3000K RA95 Reflector 15D.IES

Indoor Coefficient of Utilization Table

Lum. Name: CL2-13WD 1800K-3000K RA95 Reflector 15D	Lum. Catalog:	Test ID: 01
Lamp Name:	Lamp Catalog: LED	Test Lab: Quality Department
Manufacture:	Test Machine:GON-2000	Test Date: 2018/11/27

Coefficients of Utilization - Zonal Cavity Method																		
Coef.	Effective Floor Cavity Reflectance RFC=0.20																	
RhoCC (%)	80				70				50			30			10			0
RhoW (%)	70	50	30	10	70	50	30	10	50	30	10	50	30	10	50	30	10	0
RCR	Coefficient of Utilization (%)																	
0	119	119	119	119	116	116	116	116	110	110	110	105	105	105	100	100	100	98
1	113	110	107	105	110	107	105	103	103	101	99	99	97	96	95	94	93	91
2	107	102	97	94	104	100	96	93	96	93	90	93	90	88	90	88	86	84
3	101	94	89	85	99	93	88	84	90	86	83	87	84	81	85	82	80	78
4	96	88	82	78	94	87	82	78	84	80	76	82	78	75	80	77	74	73
5	91	83	77	72	89	81	76	72	79	75	71	78	73	70	76	72	69	68
6	87	78	71	67	85	77	71	67	75	70	66	73	69	66	72	68	65	63
7	82	73	67	63	81	72	67	63	71	66	62	69	65	62	68	64	61	60
8	79	69	63	59	77	68	63	59	67	62	58	66	61	58	65	61	58	56
9	75	65	60	56	74	65	59	55	64	59	55	63	58	55	62	58	55	53
10	72	62	56	53	71	62	56	52	61	56	52	60	55	52	59	55	52	50

IES Indoor Report

Photometric Filename:CL2-13WD 1800K-3000K RA95 Reflector 15D.IES

Unified Glare Rating Table

Lum. Name: CL2-13WD 1800K-3000K RA95 Reflector 15D	Lum. Catalog:	Test ID: 01
Lamp Name:	Lamp Catalog: LED	Test Lab: Quality Department
Manufacture:	Test Machine:GON-2000	Test Date: 2018/11/27

Unified Glare Rating Table

Ceiling RCC	0.70	0.70	0.50	0.50	0.30	0.70	0.70	0.50	0.50	0.30
Wall RW	0.50	0.30	0.50	0.30	0.30	0.50	0.30	0.50	0.30	0.30
Floor RFC	0.20	0.20	0.20	0.20	0.20	0.20	0.20	0.20	0.20	0.20
Room Size	Viewed crosswise					Viewed endwise				
X=2H Y=2H	20.4	21.5	20.8	21.8	22.2	19.8	20.8	20.2	21.2	21.6
Y=3H	20.4	21.3	20.8	21.7	22.1	19.7	20.6	20.1	21.0	21.4
Y=4H	20.4	21.2	20.8	21.6	22.1	19.7	20.6	20.1	21.0	21.4
Y=6H	20.4	21.2	20.9	21.6	22.1	19.7	20.5	20.2	20.9	21.4
Y=8H	20.4	21.2	20.9	21.6	22.1	19.7	20.5	20.2	20.9	21.4
Y=12H	20.5	21.2	21.0	21.7	22.1	19.8	20.5	20.2	20.9	21.4
X=4H Y=2H	20.2	21.1	20.6	21.5	21.9	19.5	20.4	20.0	20.8	21.3
Y=3H	20.2	20.9	20.6	21.4	21.8	19.5	20.3	20.0	20.7	21.2
Y=4H	20.2	20.9	20.7	21.3	21.8	19.6	20.2	20.0	20.7	21.2
Y=6H	20.4	20.9	20.9	21.4	21.9	19.7	20.2	20.2	20.7	21.2
Y=8H	20.5	21.0	21.0	21.5	22.0	19.7	20.3	20.2	20.7	21.3
Y=12H	20.6	21.1	21.1	21.6	22.1	19.8	20.3	20.4	20.8	21.4
X=8H Y=4H	20.2	20.7	20.7	21.2	21.7	19.5	20.0	20.0	20.5	21.0
Y=6H	20.4	20.8	20.9	21.3	21.9	19.7	20.1	20.2	20.6	21.2
Y=8H	20.5	20.9	21.1	21.5	22.0	19.8	20.2	20.4	20.7	21.3
Y=12H	20.8	21.2	21.4	21.7	22.3	20.0	20.4	20.6	20.9	21.5
X=12H Y=4H	20.1	20.6	20.6	21.1	21.6	19.4	19.9	20.0	20.4	21.0
Y=6H	20.4	20.7	20.9	21.2	21.8	19.6	20.0	20.2	20.5	21.1
Y=8H	20.6	20.9	21.1	21.5	22.1	19.8	20.2	20.4	20.7	21.3
Variations with the observer position at spacings										
S=1.0H	0.1/-0.1					0.2/-0.2				
S=1.5H	0.2/-0.2					0.3/-0.3				
S=2.0H	0.3/-0.3					0.4/-0.4				
Reduced UGR Table:										
Nordic Standard Table:	BKO					BKO				
Correction Value	0.8					0.7				

to the CIE Pub.117, data has been corrected, refers to the lamp's lumens 8.2flm.

IES Indoor Report

Photometric Filename:CL2-13WD 1800K-3000K RA95 Reflector 15D.IES

Candela Tabulation

V/H	C0.0	C90.0	C180.0	C270.0
γ 0.0	2424.44	2424.44	2424.44	2424.44
γ 1.0	2500.31	2431.02	2321.87	2343.04
γ 2.0	2511.83	2401.14	2189.79	2242.39
γ 3.0	2462.34	2316.43	2041.98	2118.88
γ 4.0	2375.28	2204.35	1873.14	1971.21
γ 5.0	2254.73	2069.31	1700.65	1805.58
γ 6.0	2110.80	1915.86	1536.53	1647.24
γ 7.0	1948.27	1751.46	1377.58	1495.90
γ 8.0	1779.75	1588.11	1233.42	1352.97
γ 9.0	1613.21	1432.61	1105.06	1222.08
γ 10.0	1465.03	1294.85	991.81	1101.37
γ 11.0	1323.91	1167.08	896.98	990.44
γ 12.0	1197.59	1052.69	818.92	896.78
γ 13.0	1079.84	953.31	752.91	817.69
γ 14.0	977.80	873.25	696.20	750.04
γ 15.0	893.89	803.88	647.01	692.03
γ 16.0	821.77	743.91	604.25	642.25
γ 17.0	758.85	691.49	565.93	598.01
γ 18.0	704.16	645.81	531.44	558.91
γ 19.0	655.34	604.53	500.59	524.72
γ 20.0	612.94	568.72	475.03	495.85
γ 21.0	574.27	536.20	451.91	470.26
γ 22.0	539.72	507.28	431.88	448.18
γ 23.0	509.65	480.66	414.05	428.15
γ 24.0	482.72	457.83	399.23	410.91
γ 25.0	457.61	437.69	385.55	395.80
γ 26.0	437.35	420.37	374.14	382.90
γ 27.0	419.08	404.92	364.47	371.94
γ 28.0	403.16	391.90	356.08	362.27
γ 29.0	388.94	380.56	348.92	353.54
γ 30.0	376.74	370.65	342.07	346.14
γ 31.0	365.80	362.17	335.06	339.06
γ 32.0	356.82	353.79	326.01	333.07
γ 33.0	349.05	345.20	315.51	323.85
γ 34.0	342.09	336.07	302.64	313.64
γ 35.0	334.01	323.99	286.20	299.81
γ 36.0	325.25	313.08	267.80	282.78
γ 37.0	317.78	297.24	246.60	263.57
γ 38.0	305.73	278.87	224.47	242.55
γ 39.0	289.72	257.95	202.18	219.86
γ 40.0	271.52	236.95	179.67	198.19
γ 41.0	250.38	213.94	156.55	176.19
γ 42.0	227.41	190.39	133.25	154.15
γ 43.0	203.49	166.35	111.10	131.78
γ 44.0	179.44	142.83	90.93	110.46
γ 45.0	155.69	120.22	72.90	90.27
γ 46.0	132.88	99.40	57.64	72.85

IES Indoor Report

Photometric Filename:CL2-13WD 1800K-3000K RA95 Reflector 15D.IES

Candela Tabulation - (Cont.)

V/H	C0.0	C90.0	C180.0	C270.0
γ 47.0	111.06	80.79	47.09	57.86
γ 48.0	90.25	64.65	41.15	46.44
γ 49.0	71.35	50.96	36.16	40.46
γ 50.0	55.44	41.86	31.05	36.10
γ 51.0	44.11	36.48	26.70	31.11
γ 52.0	38.34	31.51	23.98	26.56
γ 53.0	33.25	26.47	21.79	23.99
γ 54.0	27.15	23.55	19.95	21.77
γ 55.0	24.08	21.25	18.35	19.86
γ 56.0	21.98	19.41	16.83	18.23
γ 57.0	20.24	17.86	15.40	16.82
γ 58.0	18.72	16.48	14.15	15.61
γ 59.0	17.41	15.24	13.14	14.48
γ 60.0	16.23	14.13	12.28	13.49
γ 61.0	15.10	13.11	11.52	12.64
γ 62.0	14.11	12.23	10.85	11.87
γ 63.0	13.31	11.47	10.25	11.18
γ 64.0	12.57	10.80	9.68	10.59
γ 65.0	11.89	10.20	9.20	10.06
γ 66.0	11.26	9.64	8.76	9.60
γ 67.0	10.71	9.11	8.38	9.20
γ 68.0	10.17	8.62	8.02	8.85
γ 69.0	9.71	8.19	7.72	8.55
γ 70.0	9.27	7.80	7.41	8.27
γ 71.0	8.89	7.43	7.13	8.01
γ 72.0	8.52	7.13	6.86	7.76
γ 73.0	8.17	6.81	6.60	7.52
γ 74.0	7.85	6.55	6.36	7.27
γ 75.0	7.54	6.27	6.14	7.02
γ 76.0	7.26	6.03	5.93	6.77
γ 77.0	6.97	5.76	5.71	6.54
γ 78.0	6.71	5.53	5.48	6.30
γ 79.0	6.45	5.30	5.27	6.10
γ 80.0	6.19	5.08	5.08	5.92
γ 81.0	5.95	4.89	4.92	5.76
γ 82.0	5.73	4.68	4.71	5.59
γ 83.0	5.53	4.48	4.49	5.42
γ 84.0	5.35	4.28	4.22	5.14
γ 85.0	5.19	4.07	3.89	4.78
γ 86.0	5.02	3.88	3.62	4.45
γ 87.0	4.72	3.64	3.19	4.14
γ 88.0	4.41	3.44	2.74	3.64
γ 89.0	4.11	3.19	2.62	3.32
γ 90.0	3.84	2.69	2.52	3.20
γ 91.0	3.39	2.49	2.44	3.10
γ 92.0	3.17	2.41	2.36	2.99
γ 93.0	3.07	2.34	2.28	2.90

IES Indoor Report

Photometric Filename:CL2-13WD 1800K-3000K RA95 Reflector 15D.IES

Candela Tabulation - (Cont.)

V/H	C0.0	C90.0	C180.0	C270.0
γ 94.0	2.97	2.27	2.21	2.81
γ 95.0	2.90	2.20	2.15	2.72
γ 96.0	2.81	2.14	2.09	2.65
γ 97.0	2.73	2.08	2.03	2.58
γ 98.0	2.67	2.04	2.00	2.51
γ 99.0	2.59	1.99	1.95	2.46
γ 100.0	2.54	1.95	1.93	2.41
γ 101.0	2.48	1.91	1.90	2.37
γ 102.0	2.43	1.88	1.88	2.33
γ 103.0	2.39	1.86	1.87	2.29
γ 104.0	2.34	1.83	1.86	2.27
γ 105.0	2.30	1.82	1.85	2.24
γ 106.0	2.27	1.81	1.85	2.23
γ 107.0	2.24	1.79	1.86	2.22
γ 108.0	2.23	1.79	1.86	2.22
γ 109.0	2.21	1.80	1.87	2.21
γ 110.0	2.19	1.80	1.89	2.21
γ 111.0	2.18	1.79	1.91	2.22
γ 112.0	2.18	1.80	1.92	2.23
γ 113.0	2.17	1.80	1.95	2.24
γ 114.0	2.17	1.82	1.99	2.26
γ 115.0	2.16	1.82	2.01	2.28
γ 116.0	2.17	1.83	2.05	2.30
γ 117.0	2.16	1.84	2.10	2.32
γ 118.0	2.17	1.85	2.13	2.35
γ 119.0	2.18	1.86	2.17	2.39
γ 120.0	2.19	1.89	2.22	2.42
γ 121.0	2.21	1.92	2.28	2.46
γ 122.0	2.22	1.95	2.32	2.51
γ 123.0	2.25	1.98	2.39	2.54
γ 124.0	2.27	2.02	2.46	2.60
γ 125.0	2.31	2.06	2.51	2.64
γ 126.0	2.35	2.12	2.58	2.70
γ 127.0	2.39	2.17	2.65	2.76
γ 128.0	2.44	2.23	2.73	2.82
γ 129.0	2.50	2.30	2.81	2.89
γ 130.0	2.55	2.37	2.90	2.97
γ 131.0	2.62	2.45	2.98	3.05
γ 132.0	2.69	2.52	3.11	3.13
γ 133.0	2.76	2.60	3.21	3.23
γ 134.0	2.83	2.70	3.32	3.33
γ 135.0	2.92	2.80	3.44	3.43
γ 136.0	3.01	2.89	3.56	3.55
γ 137.0	3.11	3.00	3.69	3.67
γ 138.0	3.20	3.11	3.82	3.80
γ 139.0	3.32	3.23	3.96	3.92
γ 140.0	3.43	3.35	4.08	4.05

IES Indoor Report

Photometric Filename:CL2-13WD 1800K-3000K RA95 Reflector 15D.IES

Candela Tabulation - (Cont.)

V/H	C0.0	C90.0	C180.0	C270.0
γ 141.0	3.55	3.47	4.21	4.17
γ 142.0	3.66	3.60	4.34	4.29
γ 143.0	3.78	3.72	4.46	4.42
γ 144.0	3.91	3.85	4.57	4.54
γ 145.0	4.04	3.97	4.68	4.64
γ 146.0	4.16	4.09	4.79	4.74
γ 147.0	4.28	4.22	4.89	4.84
γ 148.0	4.40	4.33	4.99	4.93
γ 149.0	4.52	4.45	5.07	5.01
γ 150.0	4.62	4.55	5.15	5.09
γ 151.0	4.72	4.65	5.24	5.16
γ 152.0	4.84	4.74	5.31	5.24
γ 153.0	4.93	4.84	5.39	5.32
γ 154.0	5.01	4.92	5.47	5.39
γ 155.0	5.11	5.01	5.55	5.45
γ 156.0	5.20	5.10	5.62	5.53
γ 157.0	5.28	5.16	5.68	5.59
γ 158.0	5.36	5.24	5.76	5.64
γ 159.0	5.45	5.32	5.82	5.70
γ 160.0	5.52	5.40	5.88	5.76
γ 161.0	5.59	5.48	5.94	5.81
γ 162.0	5.68	5.54	5.99	5.86
γ 163.0	5.75	5.61	6.05	5.93
γ 164.0	5.81	5.68	6.09	5.98
γ 165.0	5.88	5.74	6.14	6.02
γ 166.0	5.93	5.80	6.19	6.06
γ 167.0	6.00	5.86	6.24	6.09
γ 168.0	6.04	5.91	6.26	6.13
γ 169.0	6.10	5.97	6.29	6.16
γ 170.0	6.14	6.00	6.32	6.17
γ 171.0	6.19	6.04	6.34	6.20
γ 172.0	6.23	6.07	6.34	6.20
γ 173.0	6.25	6.09	6.35	6.21
γ 174.0	6.27	6.11	6.35	6.21
γ 175.0	6.30	6.13	6.36	6.22
γ 176.0	6.30	6.14	6.35	6.24
γ 177.0	6.33	6.18	6.36	6.25
γ 178.0	6.34	6.18	6.37	6.26
γ 179.0	6.35	6.20	6.37	6.26
γ 180.0	6.32	6.32	6.32	6.32
