

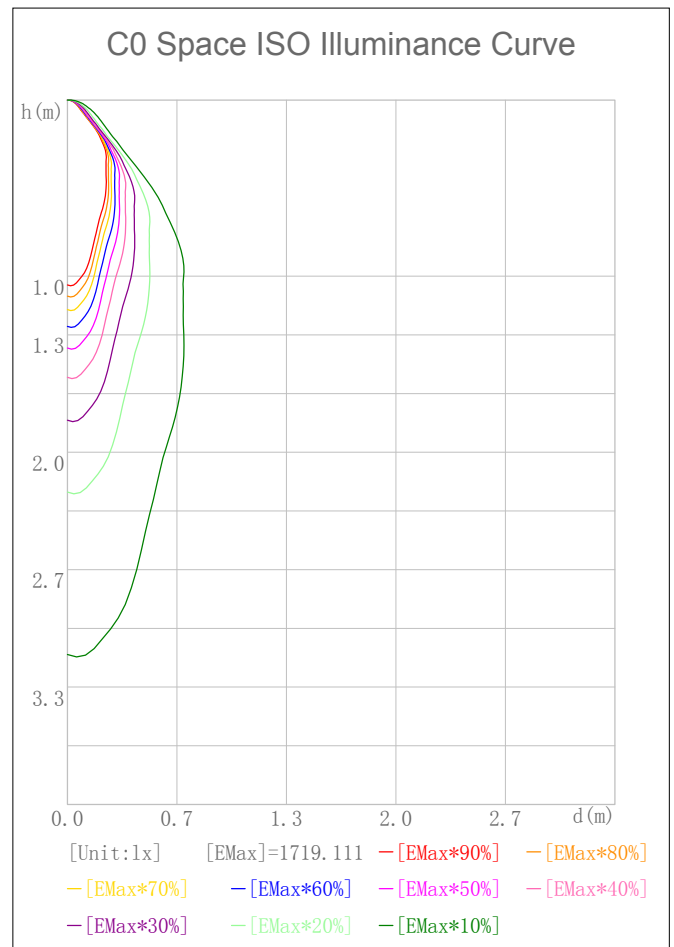
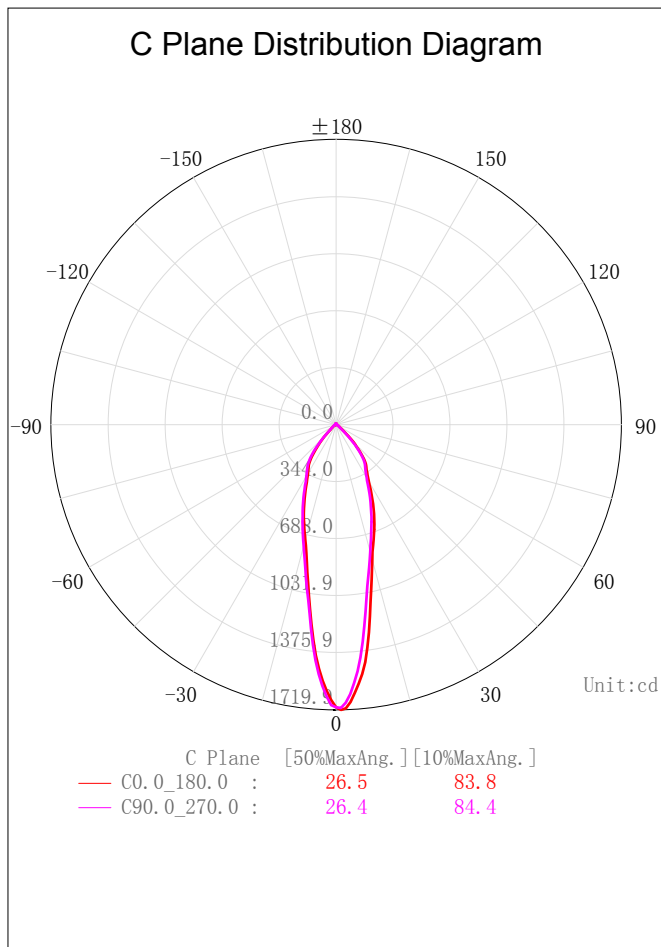
Indoor Luminaire Photometric Data

Description Information

Luminary Name:CL2-13WD 1800K-3000K RA95 Reflector 28D		Lum. Catalog:	Test ID: 01
Lamp Name:		Lamp Catalog: LED	Test Date: 2018/11/27
Manufacture:		Shld. Ang(°):	Test Machine:GON-2000
Test Lab: Quality Department	Frequency (Hz):		Lamp CCT(K): Ra:
Lum. Size (W*L*H):0.050m*0.050m*0.068m		Lum. Area (m2):0.006	Lum. W(kg): 0.000
Test System: C, γ	Test Step: C=90.0 γ=1.0	Temp. (°C): 25	Humidity(%): 50.0

Character Parameter

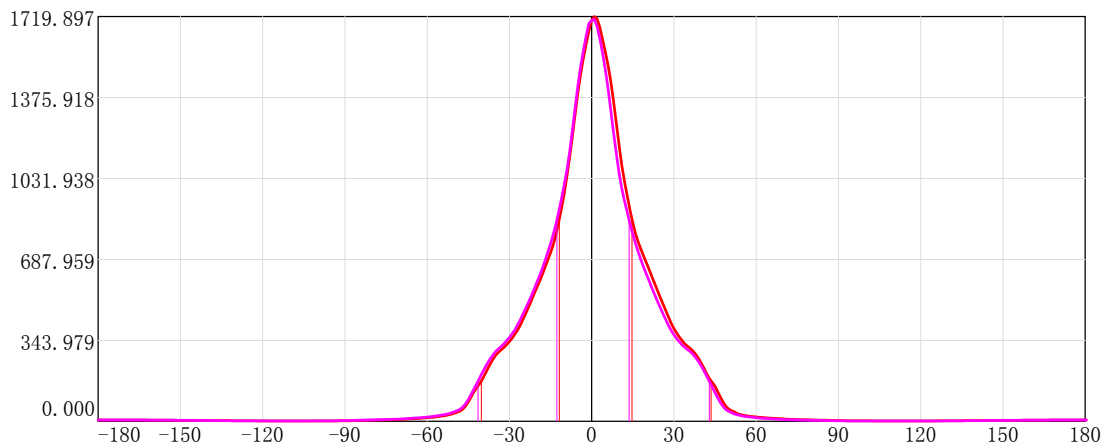
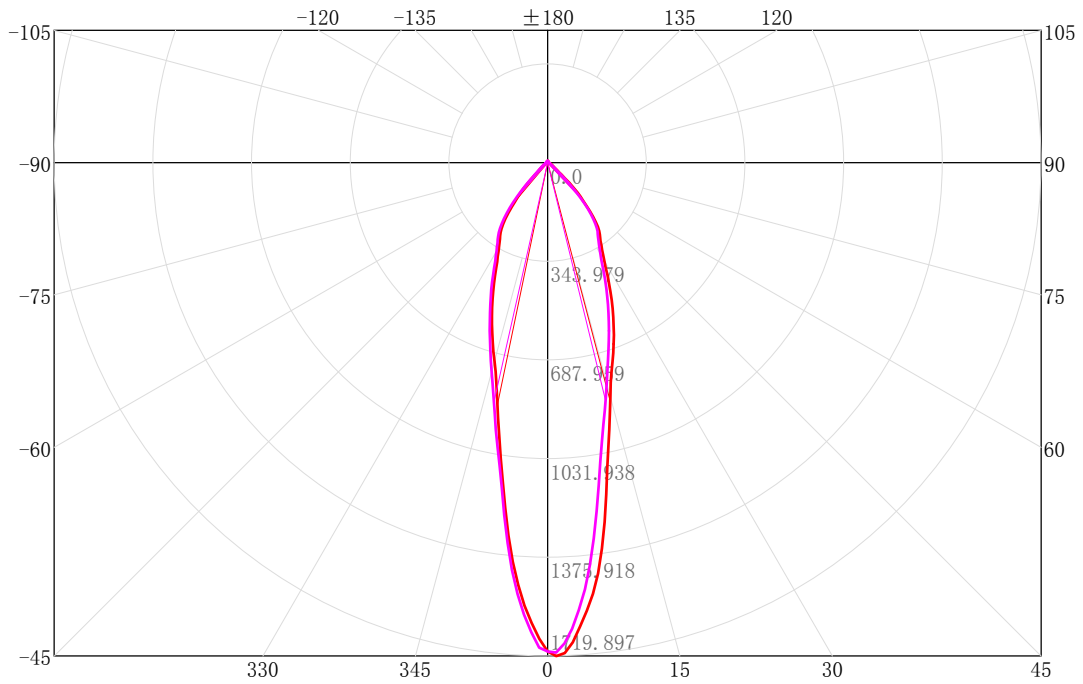
Lamp Speciality Parameter		Luminaire Speciality Parameter	
Rated Flux(lm): 904.850	Luminary Flux(lm): 904.854	Field Angle(10%Imax): 83.8(°)	
Rated Power(W):	Luminary Efficiency: 100.00%	Down Lumens&Percent: 885.958lm 97.91%	
Rated Voltage(V):	Luminary EER(lm/W): 73.565	Up Lumens&Percent: 18.896lm 2.09%	
Tested Power(W): 12.300	Max. Candela(cd): 1719.897	S/MH: C0_a180=0.436 C90_270=0.427	
Lamps' Inside: 1	Max Cand@Ang. (°): C=0.0 γ=1.0	CIE Type: Semi-Direct	
Tested Electrics (V, A, pf):239.9, 0.054, 0.943	Beam Angle(50%Imax): 26.5(°)	ErP φ use(90°): 800.072lm	
Lamp Size (W*L*H):0.050m*0.050m*0.068m	Left=-11.8°, Right=14.7°	IRF(%): 406.123	



2D Plane Light Intensity Distribution Curve

Lum. Name: CL2-13WD 1800K-3000K RA95 Reflector 28D	Lum. Catalog:	Test ID: 01
Lamp Name:	Lamp Catalog: LED	Test Lab: Quality Department
Manufacture:	Test Machine:GON-2000	Test Date: 2018/11/27

C Plane Distribution Diagram

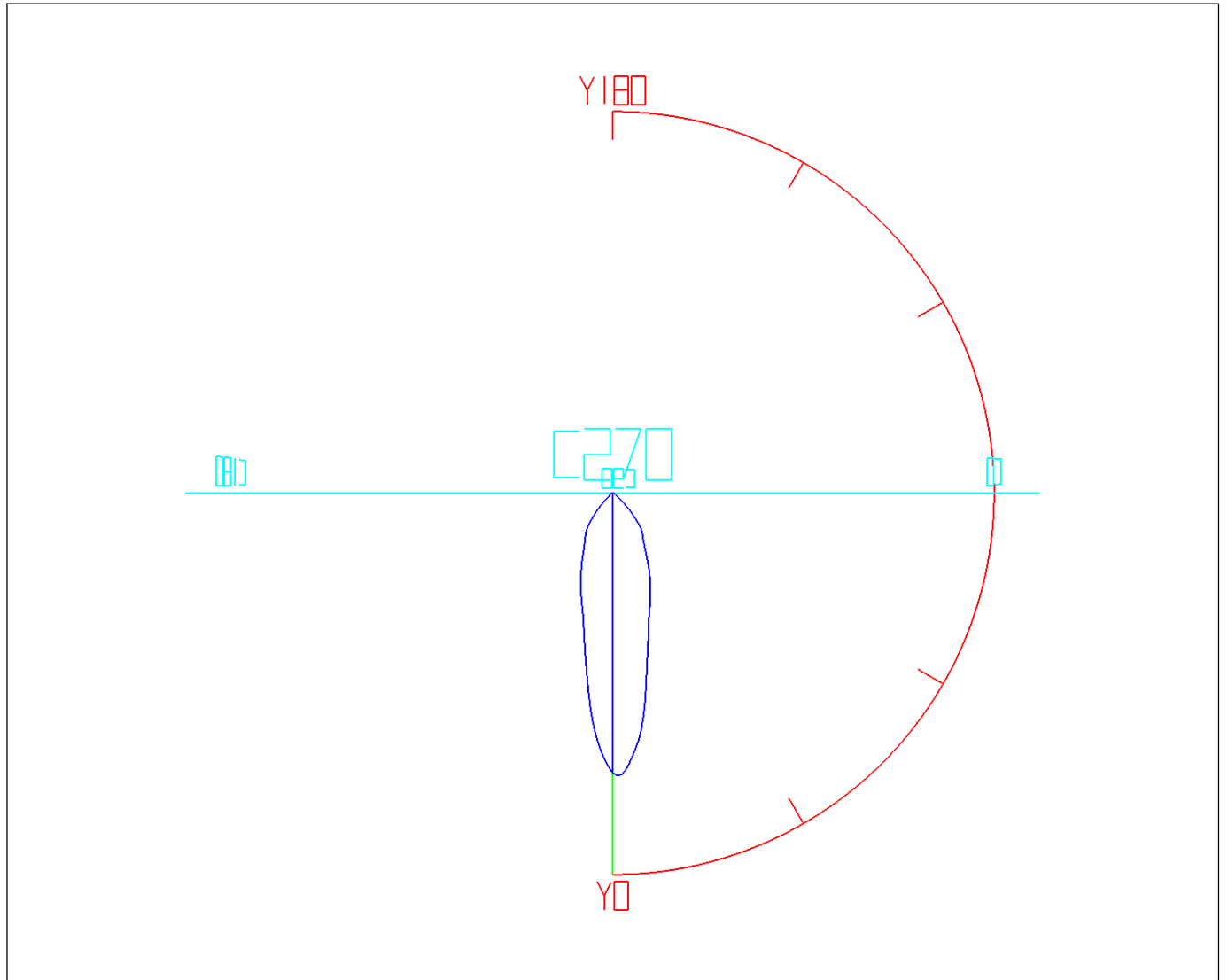


C Plane	[50%MaxAng.]	[10%MaxAng.]	Unit:cd
C0.0_180.0	: 26.5	83.8	
C90.0_270.0	: 26.4	84.4	

3D Light Intensity Distribution Modal

Lum. Name: CL2-13WD 1800K-3000K RA95 Reflector 28D	Lum. Catalog:	Test ID: 01
Lamp Name:	Lamp Catalog: LED	Test Lab: Quality Department
Manufacture:	Test Machine:GON-2000	Test Date: 2018/11/27

3D Light Intensity Distribution Modal



Curves: 3D Model —— Fixture —— Vert. HUD —— Hori. HUD ——
 View Angles: Orient:0 Tilt:0 Roll:0 Spin:0

IES Indoor Report

Photometric Filename:CL2-13WD 1800K-3000K RA95 Reflector 28D.IES

Zonal Flux Tabulation

Zone(γ)	Zone Flux (lm)	Sums Flux (lm)	Zone%Lamp	Sums%Lamp	Zone(γ)	Zone Flux (lm)	Sums Flux (lm)	Zone%Lamp	Sums%Lamp
0.0-1.0	1.63	1.63	0.18	0.18	47.0-48.0	5.40	828.38	0.60	91.55
1.0-2.0	4.81	6.44	0.53	0.71	48.0-49.0	4.51	832.89	0.50	92.05
2.0-3.0	7.81	14.24	0.86	1.57	49.0-50.0	3.87	836.76	0.43	92.47
3.0-4.0	10.53	24.78	1.16	2.74	50.0-51.0	3.41	840.17	0.38	92.85
4.0-5.0	12.96	37.73	1.43	4.17	51.0-52.0	3.07	843.24	0.34	93.19
5.0-6.0	15.03	52.77	1.66	5.83	52.0-53.0	2.76	846.00	0.31	93.50
6.0-7.0	16.72	69.49	1.85	7.68	53.0-54.0	2.51	848.51	0.28	93.77
7.0-8.0	18.02	87.51	1.99	9.67	54.0-55.0	2.32	850.82	0.26	94.03
8.0-9.0	19.00	106.50	2.10	11.77	55.0-56.0	2.16	852.98	0.24	94.27
9.0-10.0	19.75	126.25	2.18	13.95	56.0-57.0	2.02	855.00	0.22	94.49
10.0-11.0	20.34	146.59	2.25	16.20	57.0-58.0	1.90	856.90	0.21	94.70
11.0-12.0	20.82	167.41	2.30	18.50	58.0-59.0	1.78	858.68	0.20	94.90
12.0-13.0	21.24	188.65	2.35	20.85	59.0-60.0	1.68	860.36	0.19	95.08
13.0-14.0	21.61	210.26	2.39	23.24	60.0-61.0	1.59	861.95	0.18	95.26
14.0-15.0	21.93	232.19	2.42	25.66	61.0-62.0	1.51	863.47	0.17	95.43
15.0-16.0	22.23	254.42	2.46	28.12	62.0-63.0	1.44	864.91	0.16	95.59
16.0-17.0	22.49	276.92	2.49	30.60	63.0-64.0	1.38	866.29	0.15	95.74
17.0-18.0	22.72	299.63	2.51	33.11	64.0-65.0	1.31	867.60	0.14	95.88
18.0-19.0	22.89	322.53	2.53	35.64	65.0-66.0	1.24	868.84	0.14	96.02
19.0-20.0	23.00	345.52	2.54	38.19	66.0-67.0	1.18	870.02	0.13	96.15
20.0-21.0	23.02	368.54	2.54	40.73	67.0-68.0	1.11	871.13	0.12	96.27
21.0-22.0	22.94	391.48	2.54	43.26	68.0-69.0	1.04	872.17	0.12	96.39
22.0-23.0	22.78	414.26	2.52	45.78	69.0-70.0	0.99	873.16	0.11	96.50
23.0-24.0	22.55	436.81	2.49	48.27	70.0-71.0	0.93	874.09	0.10	96.60
24.0-25.0	22.25	459.05	2.46	50.73	71.0-72.0	0.89	874.98	0.10	96.70
25.0-26.0	21.88	480.93	2.42	53.15	72.0-73.0	0.86	875.84	0.09	96.79
26.0-27.0	21.42	502.35	2.37	55.52	73.0-74.0	0.82	876.66	0.09	96.88
27.0-28.0	20.96	523.32	2.32	57.83	74.0-75.0	0.79	877.46	0.09	96.97
28.0-29.0	20.54	543.85	2.27	60.10	75.0-76.0	0.76	878.22	0.08	97.06
29.0-30.0	20.17	564.02	2.23	62.33	76.0-77.0	0.73	878.95	0.08	97.14
30.0-31.0	19.87	583.89	2.20	64.53	77.0-78.0	0.70	879.66	0.08	97.22
31.0-32.0	19.61	603.50	2.17	66.70	78.0-79.0	0.68	880.33	0.07	97.29
32.0-33.0	19.40	622.90	2.14	68.84	79.0-80.0	0.65	880.98	0.07	97.36
33.0-34.0	19.20	642.10	2.12	70.96	80.0-81.0	0.62	881.60	0.07	97.43
34.0-35.0	18.99	661.09	2.10	73.06	81.0-82.0	0.60	882.20	0.07	97.50
35.0-36.0	18.72	679.81	2.07	75.13	82.0-83.0	0.57	882.78	0.06	97.56
36.0-37.0	18.30	698.12	2.02	77.15	83.0-84.0	0.55	883.33	0.06	97.62
37.0-38.0	17.66	715.77	1.95	79.10	84.0-85.0	0.52	883.85	0.06	97.68
38.0-39.0	16.80	732.57	1.86	80.96	85.0-86.0	0.50	884.34	0.05	97.73
39.0-40.0	15.77	748.34	1.74	82.70	86.0-87.0	0.46	884.81	0.05	97.78
40.0-41.0	14.62	762.96	1.62	84.32	87.0-88.0	0.42	885.23	0.05	97.83
41.0-42.0	13.38	776.34	1.48	85.80	88.0-89.0	0.38	885.61	0.04	97.87
42.0-43.0	12.07	788.42	1.33	87.13	89.0-90.0	0.35	885.96	0.04	97.91
43.0-44.0	10.72	799.13	1.18	88.32	90.0-91.0	0.32	886.28	0.04	97.95
44.0-45.0	9.34	808.48	1.03	89.35	91.0-92.0	0.31	886.59	0.03	97.98
45.0-46.0	7.93	816.41	0.88	90.23	92.0-93.0	0.30	886.89	0.03	98.02
46.0-47.0	6.57	822.98	0.73	90.95	93.0-94.0	0.29	887.18	0.03	98.05

IES Indoor Report

Photometric Filename:CL2-13WD 1800K-3000K RA95 Reflector 28D.IES

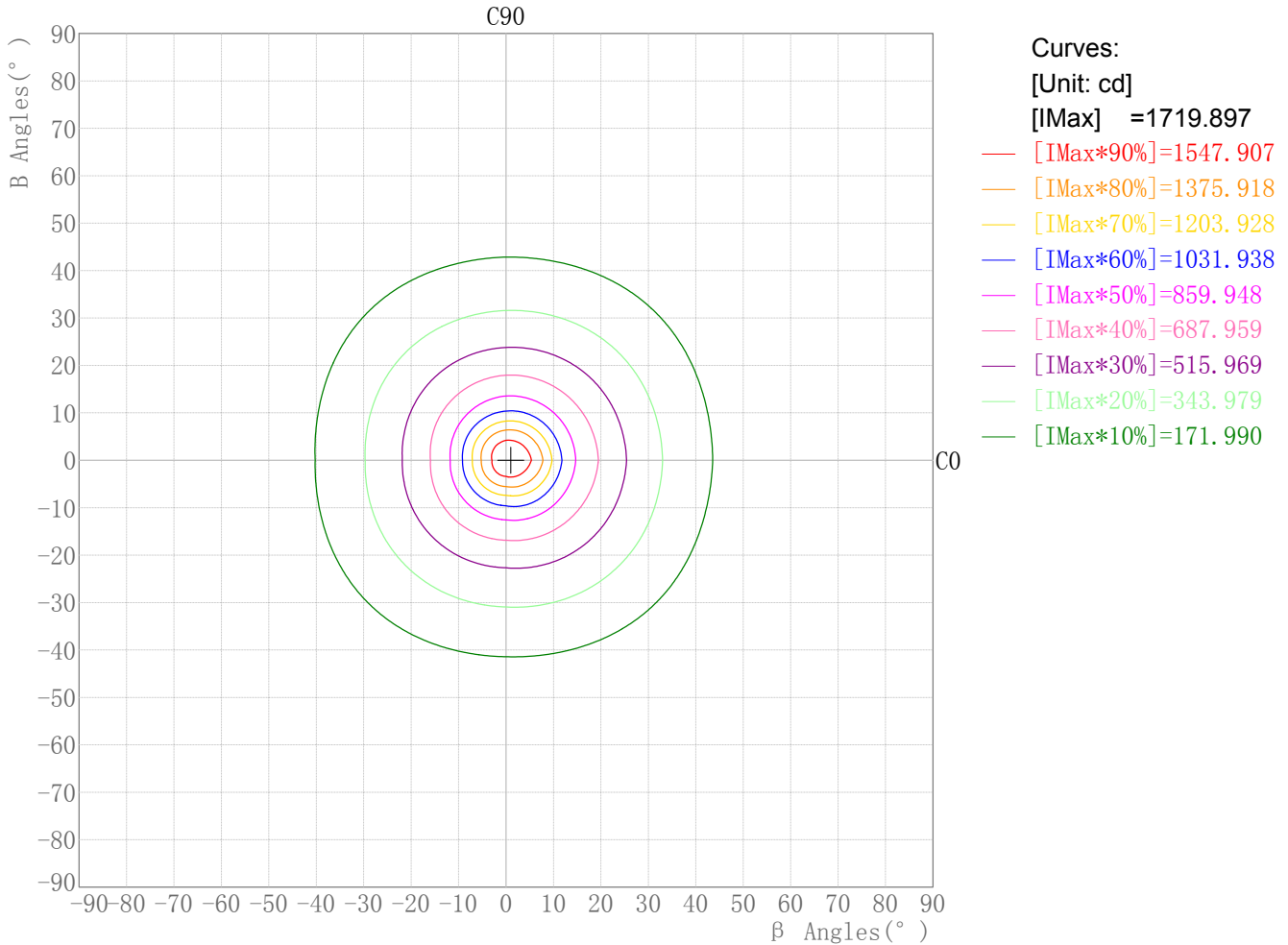
Zonal Flux Tabulation - (Cont.)

Zone (γ)	Zone Flux (lm)	Sums Flux (lm)	Zone%Lamp	Sums%Lamp	Zone (γ)	Zone Flux (lm)	Sums Flux (lm)	Zone%Lamp	Sums%Lamp
94.0-95.0	0.28	887.46	0.03	98.08	141.0-142.0	0.26	898.18	0.03	99.26
95.0-96.0	0.27	887.73	0.03	98.11	142.0-143.0	0.26	898.45	0.03	99.29
96.0-97.0	0.26	887.99	0.03	98.14	143.0-144.0	0.26	898.71	0.03	99.32
97.0-98.0	0.26	888.25	0.03	98.17	144.0-145.0	0.27	898.98	0.03	99.35
98.0-99.0	0.25	888.50	0.03	98.19	145.0-146.0	0.27	899.24	0.03	99.38
99.0-100.0	0.24	888.75	0.03	98.22	146.0-147.0	0.26	899.51	0.03	99.41
100.0-101.0	0.24	888.98	0.03	98.25	147.0-148.0	0.26	899.77	0.03	99.44
101.0-102.0	0.23	889.22	0.03	98.27	148.0-149.0	0.26	900.03	0.03	99.47
102.0-103.0	0.23	889.45	0.03	98.30	149.0-150.0	0.26	900.29	0.03	99.50
103.0-104.0	0.22	889.67	0.02	98.32	150.0-151.0	0.26	900.54	0.03	99.52
104.0-105.0	0.22	889.89	0.02	98.35	151.0-152.0	0.25	900.80	0.03	99.55
105.0-106.0	0.22	890.11	0.02	98.37	152.0-153.0	0.25	901.05	0.03	99.58
106.0-107.0	0.22	890.33	0.02	98.39	153.0-154.0	0.24	901.29	0.03	99.61
107.0-108.0	0.21	890.54	0.02	98.42	154.0-155.0	0.24	901.53	0.03	99.63
108.0-109.0	0.21	890.75	0.02	98.44	155.0-156.0	0.23	901.76	0.03	99.66
109.0-110.0	0.21	890.96	0.02	98.46	156.0-157.0	0.23	901.99	0.03	99.68
110.0-111.0	0.21	891.17	0.02	98.49	157.0-158.0	0.22	902.21	0.02	99.71
111.0-112.0	0.21	891.37	0.02	98.51	158.0-159.0	0.22	902.43	0.02	99.73
112.0-113.0	0.21	891.58	0.02	98.53	159.0-160.0	0.21	902.64	0.02	99.76
113.0-114.0	0.21	891.78	0.02	98.56	160.0-161.0	0.20	902.84	0.02	99.78
114.0-115.0	0.20	891.99	0.02	98.58	161.0-162.0	0.19	903.03	0.02	99.80
115.0-116.0	0.21	892.19	0.02	98.60	162.0-163.0	0.19	903.22	0.02	99.82
116.0-117.0	0.21	892.40	0.02	98.62	163.0-164.0	0.18	903.40	0.02	99.84
117.0-118.0	0.21	892.60	0.02	98.65	164.0-165.0	0.17	903.57	0.02	99.86
118.0-119.0	0.21	892.81	0.02	98.67	165.0-166.0	0.16	903.73	0.02	99.88
119.0-120.0	0.21	893.02	0.02	98.69	166.0-167.0	0.15	903.88	0.02	99.89
120.0-121.0	0.21	893.23	0.02	98.72	167.0-168.0	0.14	904.02	0.02	99.91
121.0-122.0	0.21	893.44	0.02	98.74	168.0-169.0	0.13	904.15	0.01	99.92
122.0-123.0	0.21	893.65	0.02	98.76	169.0-170.0	0.12	904.27	0.01	99.94
123.0-124.0	0.21	893.86	0.02	98.79	170.0-171.0	0.11	904.38	0.01	99.95
124.0-125.0	0.22	894.08	0.02	98.81	171.0-172.0	0.10	904.48	0.01	99.96
125.0-126.0	0.22	894.30	0.02	98.83	172.0-173.0	0.09	904.56	0.01	99.97
126.0-127.0	0.22	894.52	0.02	98.86	173.0-174.0	0.08	904.64	0.01	99.98
127.0-128.0	0.22	894.74	0.02	98.88	174.0-175.0	0.06	904.71	0.01	99.98
128.0-129.0	0.23	894.97	0.03	98.91	175.0-176.0	0.05	904.76	0.01	99.99
129.0-130.0	0.23	895.20	0.03	98.93	176.0-177.0	0.04	904.80	0.00	99.99
130.0-131.0	0.23	895.43	0.03	98.96	177.0-178.0	0.03	904.83	0.00	100.00
131.0-132.0	0.24	895.67	0.03	98.99	178.0-179.0	0.02	904.85	0.00	100.00
132.0-133.0	0.24	895.90	0.03	99.01	179.0-180.0	0.01	904.85	0.00	100.00
133.0-134.0	0.24	896.15	0.03	99.04					
134.0-135.0	0.24	896.39	0.03	99.07					
135.0-136.0	0.25	896.64	0.03	99.09					
136.0-137.0	0.25	896.89	0.03	99.12					
137.0-138.0	0.25	897.14	0.03	99.15					
138.0-139.0	0.26	897.40	0.03	99.18					
139.0-140.0	0.26	897.66	0.03	99.21					
140.0-141.0	0.26	897.92	0.03	99.23					

Rectangle ISO Lighting Intensity Diagram

Lum. Name: CL2-13WD 1800K-3000K RA95 Reflector 28D	Lum. Catalog:	Test ID: 01
Lamp Name:	Lamp Catalog: LED	Test Lab: Quality Department
Manufacture:	Test Machine:GON-2000	Test Date: 2018/11/27

ISO Lighting Intensity Curve

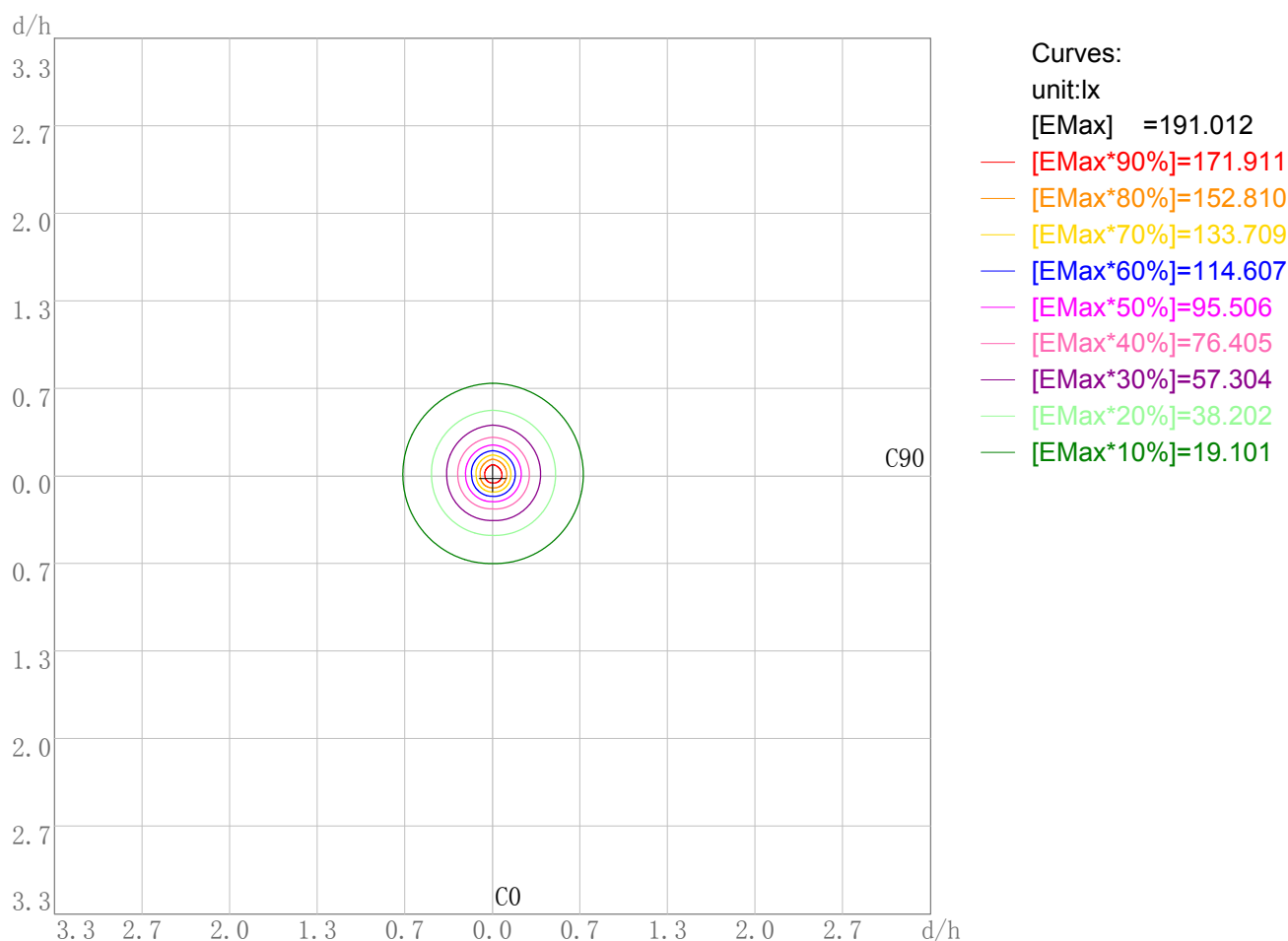


Maximum Light Intensity(cd): 1719.90
 Maximum Cand.@Angle: H=1.0°,V=0.0°

Plane ISO-Illuminance Diagram

Lum. Name: CL2-13WD 1800K-3000K RA95 Reflector 28D	Lum. Catalog:	Test ID: 01
Lamp Name:	Lamp Catalog: LED	Test Lab: Quality Department
Manufacture:	Test Machine:GON-2000	Test Date: 2018/11/27

Plane ISO-Illuminance Curve

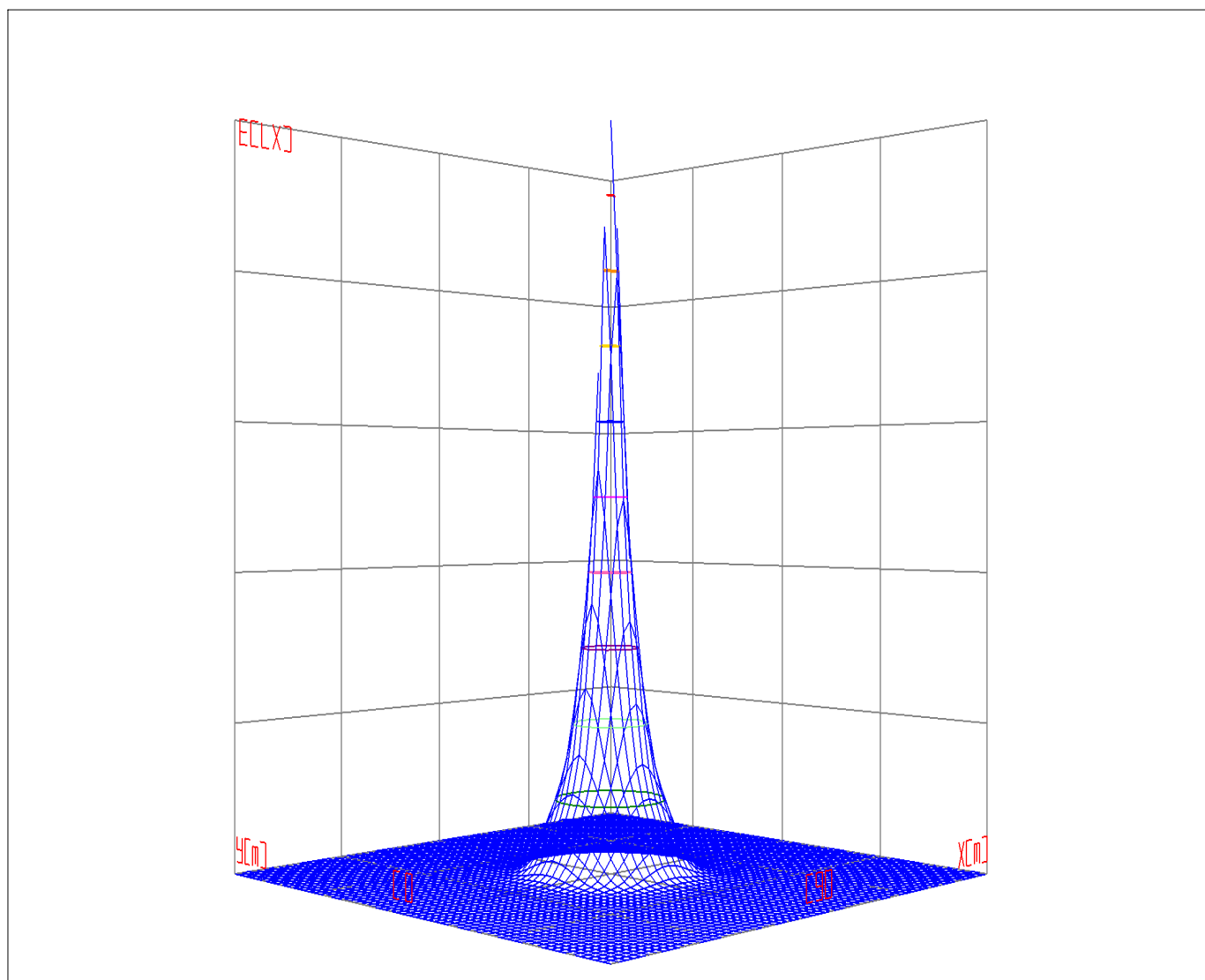


Working Plane Luminaire Mounting Height(m): 3.00
 Working Plane Maximum Illuminance(lx): 191.01
 Working Plane Maximum Illuminance Position(d/h):H0.0 V0.0

3D Plane ISO Illuminance Diagram

Lum. Name: CL2-13WD 1800K-3000K RA95 Reflector 28D	Lum. Catalog:	Test ID: 01
Lamp Name:	Lamp Catalog: LED	Test Lab: Quality Department
Manufacture:	Test Machine:GON-2000	Test Date: 2018/11/27

3D Plane Illuminance Modal

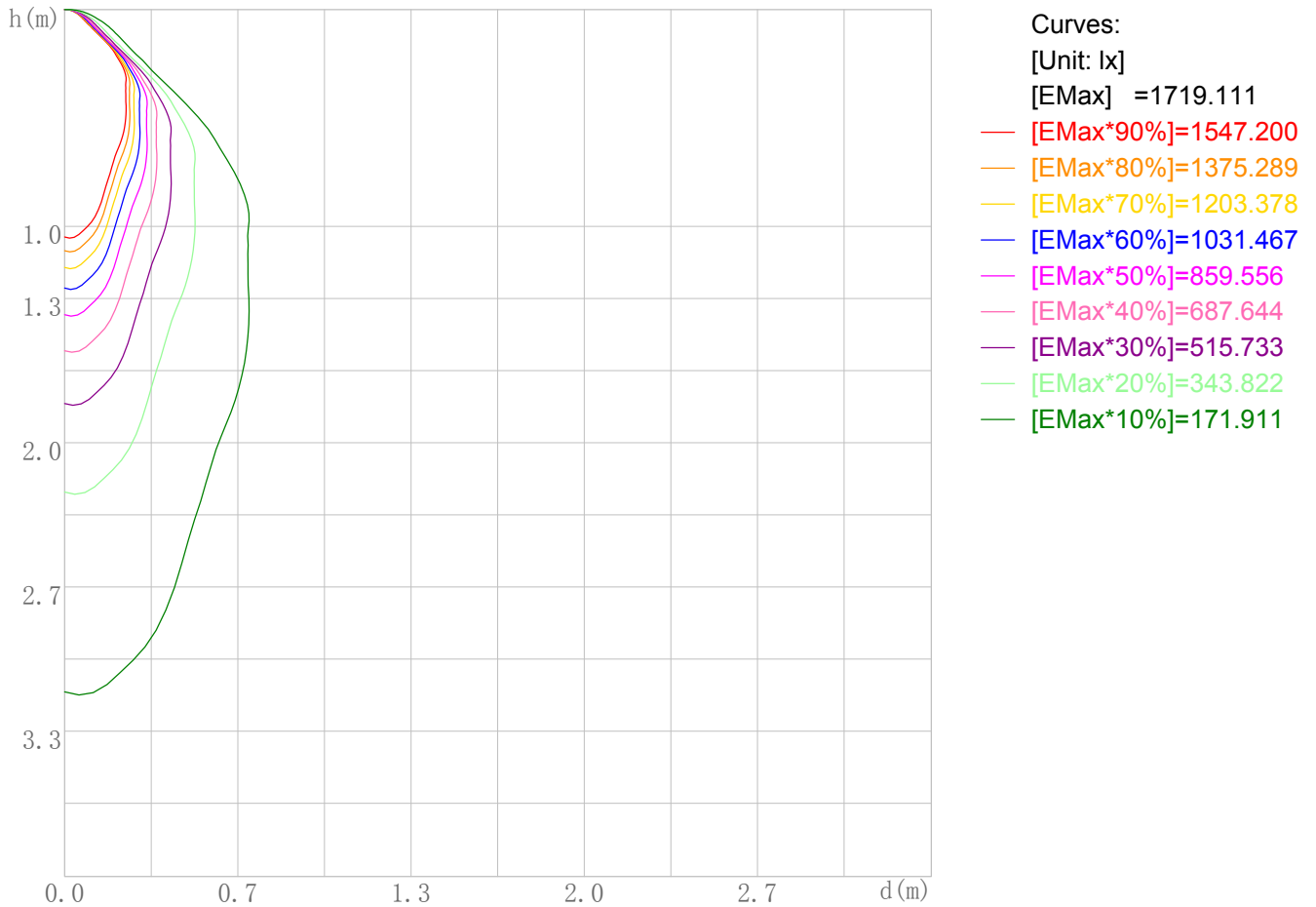


Curves: 3D Model — 90% — 80% — 70% — 60% — 50% — 40% — 30% — 20% — 10% —
 View Angles(deg): 0 Height(m): 3.0 Distance(m): 10.0

Space ISO Illuminance Diagram

Lum. Name: CL2-13WD 1800K-3000K RA95 Reflector 28D	Lum. Catalog:	Test ID: 01
Lamp Name:	Lamp Catalog: LED	Test Lab: Quality Department
Manufacture:	Test Machine:GON-2000	Test Date: 2018/11/27

Space ISO Illuminance Curve



Space Plane Maximum Illuminance and @Angle:1719.11lx,1.0deg
 Plane Maximum Lighting Intensity and @Angle:1719.897cd,0deg

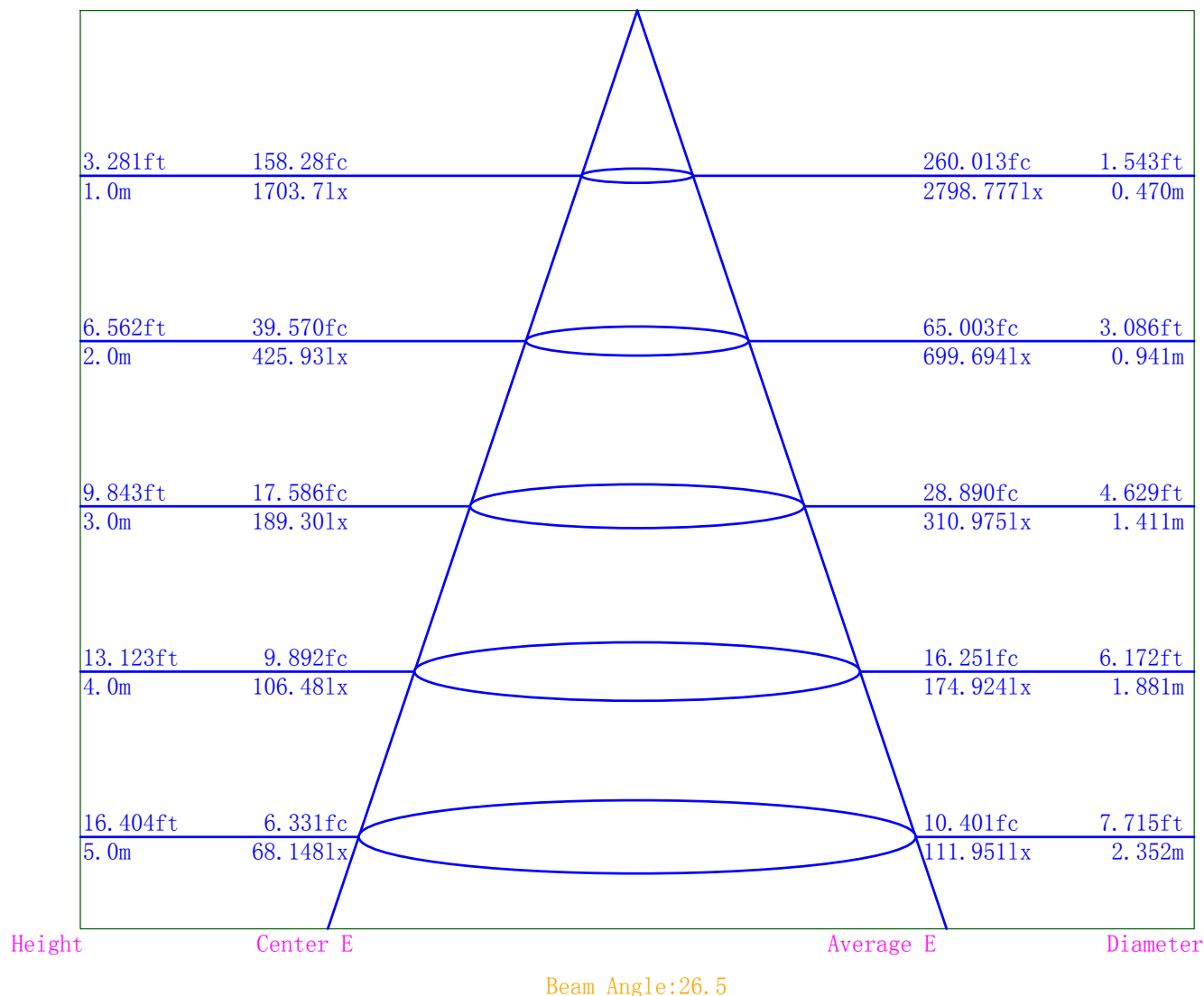
IES Indoor Report

Photometric Filename:CL2-13WD 1800K-3000K RA95 Reflector 28D.IES

Illuminance-Distance Diagram

Lum. Name: CL2-13WD 1800K-3000K RA95 Reflector 28D	Lum. Catalog:	Test ID: 01
Lamp Name:	Lamp Catalog: LED	Test Lab: Quality Department
Manufacture:	Test Machine:GON-2000	Test Date: 2018/11/27

Illuminance-Distance Curve



Indoor Luminance Limiting Curves

Lum. Name: CL2-13WD 1800K-3000K RA95 Reflector 28D	Lum. Catalog:	Test ID: 01
Lamp Name:	Lamp Catalog: LED	Test Lab: Quality Department
Manufacture:	Test Machine:GON-2000	Test Date: 2018/11/27

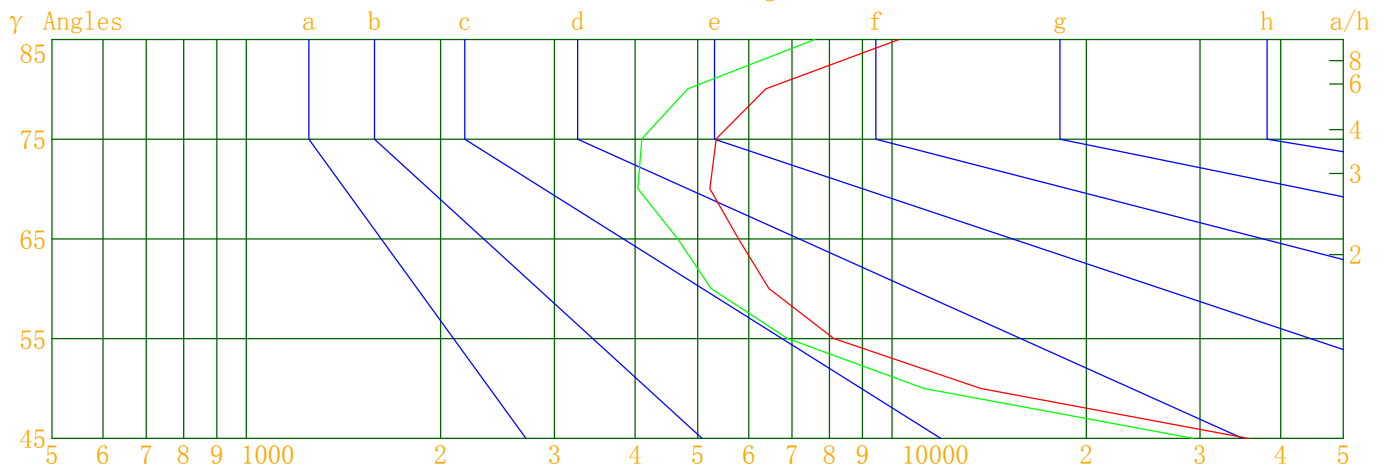
Glare Grade Table

GI	Quality	Using Illuminance							
		a	b	c	d	e	f	g	h
1.15	A	2000	1000	500	<=300				
1.5	B		2000	1000	500	<=300			
1.85	C			2000	1000	500	<=300		
2.2	D				2000	1000	500	<=300	
2.55	E	a				2000	1000	500	<=300
			b	c	d	e	f	g	h

Luminance Table

Gama (deg)	45	50	55	60	65	70	75	80	85
C0	35607	13716	8125	6446	5780	5224	5344	6377	10249
C90	29265	11205	6889	5247	4653	4040	4098	4827	7590

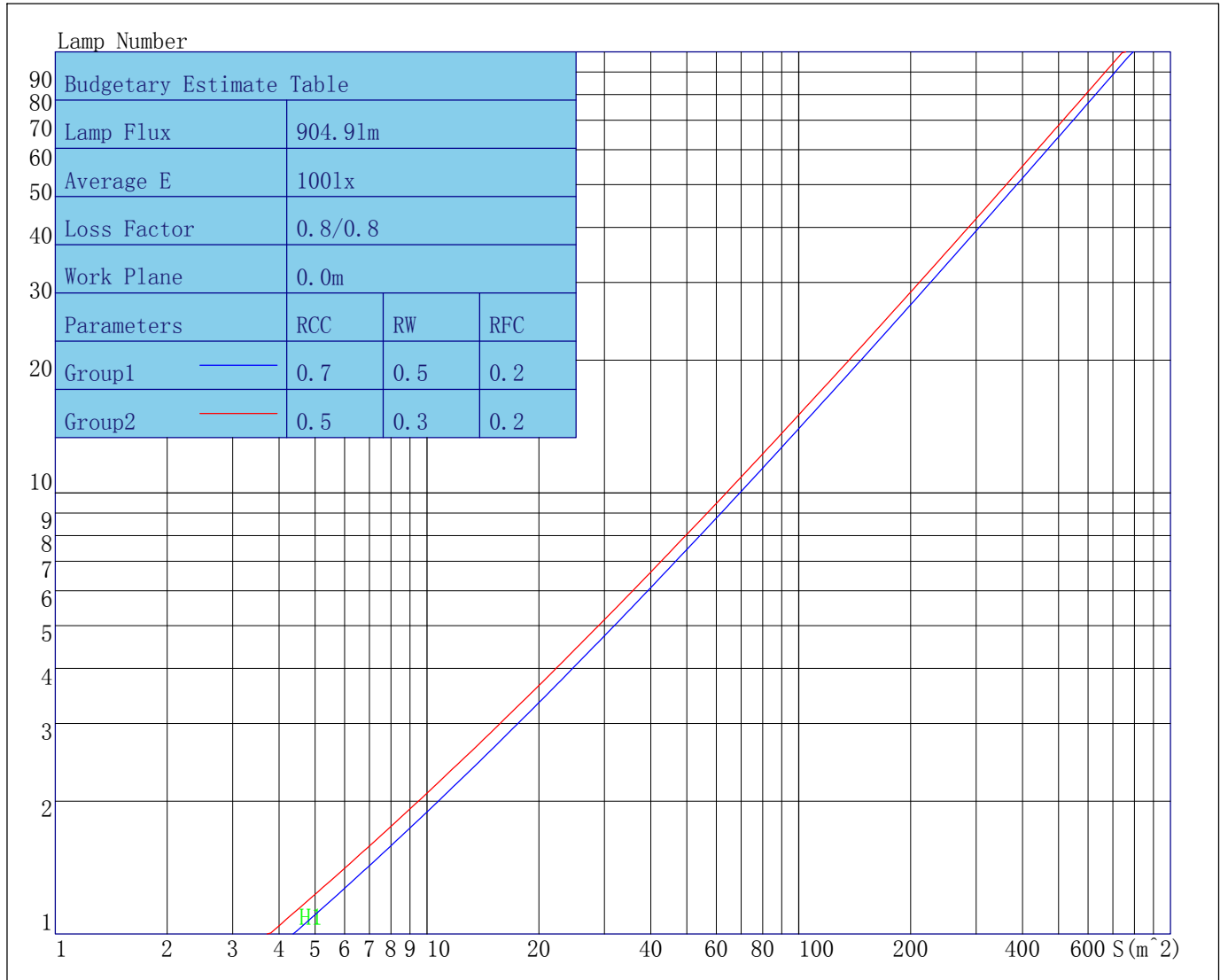
Luminance Limiting Curve



Luminous Size: Length(m)=0.050 Width(m)=0.050 Height(m)=0.068 Area(m^2)=0.005900
 Luminous Type: Without Luminous Side
 Luminous Curves: C0-C180 Color: — C90-C270 Color: —

Indoor Budgetary Estimate Table

Lum. Name: CL2-13WD 1800K-3000K RA95 Reflector 28D	Lum. Catalog:	Test ID: 01
Lamp Name:	Lamp Catalog: LED	Test Lab: Quality Department
Manufacture:	Test Machine:GON-2000	Test Date: 2018/11/27



Parameters1: Rhocc = 0.7 Rhow = 0.5 Rhofc = 0.2 LLF = 0.8
 Parameters2: Rhocc = 0.5 Rhow = 0.3 Rhofc = 0.2 LLF = 0.8
 Average Illuminance(lx): 100 Cavity Height: H1(m) = 2

IES Indoor Report

Photometric Filename:CL2-13WD 1800K-3000K RA95 Reflector 28D.IES

Indoor Coefficient of Utilization Table

Lum. Name: CL2-13WD 1800K-3000K RA95 Reflector 28D	Lum. Catalog:	Test ID: 01
Lamp Name:	Lamp Catalog: LED	Test Lab: Quality Department
Manufacture:	Test Machine:GON-2000	Test Date: 2018/11/27

Coefficients of Utilization - Zonal Cavity Method																		
Coef.	Effective Floor Cavity Reflectance RFC=0.20																	
RhoCC (%)	80				70				50			30			10			0
RhoW (%)	70	50	30	10	70	50	30	10	50	30	10	50	30	10	50	30	10	0
RCR	Coefficient of Utilization (%)																	
0	119	119	119	119	116	116	116	116	110	110	110	105	105	105	100	100	100	98
1	112	109	107	104	110	107	105	102	103	101	99	98	97	95	95	93	92	90
2	106	101	97	93	104	99	95	92	96	92	89	92	90	87	89	87	85	83
3	101	94	88	84	98	92	87	83	89	85	82	86	83	80	84	81	79	77
4	95	87	81	77	93	86	80	76	83	79	75	81	77	74	79	76	73	71
5	90	81	75	71	88	80	75	70	78	73	69	76	72	69	75	71	68	66
6	86	76	70	65	84	75	69	65	74	68	65	72	67	64	70	66	63	62
7	81	72	65	61	80	71	65	61	69	64	60	68	63	60	67	62	59	58
8	77	67	61	57	76	67	61	57	65	60	56	64	60	56	63	59	56	54
9	74	64	58	54	72	63	57	53	62	57	53	61	56	53	60	56	52	51
10	70	60	54	50	69	60	54	50	59	54	50	58	53	50	57	53	50	48

IES Indoor Report

Photometric Filename:CL2-13WD 1800K-3000K RA95 Reflector 28D.IES

Unified Glare Rating Table

Lum. Name: CL2-13WD 1800K-3000K RA95 Reflector 28D	Lum. Catalog:	Test ID: 01
Lamp Name:	Lamp Catalog: LED	Test Lab: Quality Department
Manufacture:	Test Machine:GON-2000	Test Date: 2018/11/27

Unified Glare Rating Table

Ceiling RCC	0.70	0.70	0.50	0.50	0.30	0.70	0.70	0.50	0.50	0.30
Wall RW	0.50	0.30	0.50	0.30	0.30	0.50	0.30	0.50	0.30	0.30
Floor RFC	0.20	0.20	0.20	0.20	0.20	0.20	0.20	0.20	0.20	0.20
Room Size	Viewed crosswise					Viewed endwise				
X=2H Y=2H	20.2	21.2	20.6	21.6	22.0	19.7	20.7	20.1	21.1	21.5
Y=3H	20.2	21.1	20.6	21.5	21.9	19.6	20.6	20.1	21.0	21.4
Y=4H	20.2	21.1	20.6	21.5	21.9	19.6	20.5	20.1	20.9	21.4
Y=6H	20.3	21.1	20.7	21.5	21.9	19.6	20.5	20.1	20.9	21.3
Y=8H	20.3	21.1	20.8	21.5	22.0	19.7	20.4	20.1	20.9	21.3
Y=12H	20.4	21.1	20.9	21.6	22.0	19.7	20.4	20.2	20.9	21.4
X=4H Y=2H	20.0	20.9	20.4	21.3	21.7	19.5	20.4	19.9	20.8	21.2
Y=3H	20.1	20.8	20.5	21.2	21.7	19.5	20.2	20.0	20.7	21.2
Y=4H	20.1	20.8	20.6	21.3	21.8	19.6	20.2	20.0	20.7	21.2
Y=6H	20.3	20.9	20.8	21.4	21.9	19.6	20.2	20.2	20.7	21.2
Y=8H	20.4	20.9	20.9	21.4	22.0	19.7	20.2	20.2	20.7	21.3
Y=12H	20.6	21.1	21.1	21.6	22.1	19.8	20.3	20.3	20.8	21.3
X=8H Y=4H	20.1	20.6	20.6	21.1	21.6	19.5	20.0	20.0	20.5	21.0
Y=6H	20.3	20.8	20.9	21.3	21.9	19.7	20.1	20.2	20.6	21.2
Y=8H	20.5	20.9	21.1	21.5	22.0	19.8	20.2	20.4	20.7	21.3
Y=12H	20.9	21.2	21.4	21.7	22.4	20.0	20.4	20.6	20.9	21.5
X=12H Y=4H	20.0	20.5	20.6	21.0	21.6	19.5	19.9	20.0	20.4	21.0
Y=6H	20.3	20.7	20.9	21.2	21.8	19.7	20.0	20.2	20.5	21.1
Y=8H	20.6	20.9	21.2	21.5	22.1	19.8	20.2	20.4	20.7	21.3
Variations with the observer position at spacings										
S=1.0H	0.1/-0.1					0.2/-0.2				
S=1.5H	0.3/-0.3					0.3/-0.3				
S=2.0H	0.5/-0.4					0.6/-0.5				
Reduced UGR Table:										
Nordic Standard Table:	BKO					BKO				
Correction Value	1.0					0.8				

to the CIE Pub.117, data has been corrected, refers to the lamp's lumens 8.2flm.

IES Indoor Report

Photometric Filename:CL2-13WD 1800K-3000K RA95 Reflector 28D.IES

Candela Tabulation

V/H	C0.0	C90.0	C180.0	C270.0
γ 0.0	1703.71	1703.71	1703.71	1703.71
γ 1.0	1719.90	1707.90	1659.67	1690.65
γ 2.0	1710.60	1677.10	1605.24	1637.72
γ 3.0	1674.38	1626.87	1545.53	1577.02
γ 4.0	1620.27	1562.48	1475.03	1507.06
γ 5.0	1567.63	1492.73	1396.04	1425.46
γ 6.0	1511.41	1410.36	1306.75	1333.39
γ 7.0	1442.62	1319.62	1213.01	1238.53
γ 8.0	1358.30	1226.38	1124.30	1146.40
γ 9.0	1268.17	1139.08	1043.56	1069.88
γ 10.0	1174.78	1056.94	970.36	1006.32
γ 11.0	1088.68	990.68	906.10	947.36
γ 12.0	1016.54	934.41	846.23	889.01
γ 13.0	955.66	886.56	793.67	838.10
γ 14.0	896.01	839.21	750.58	793.67
γ 15.0	844.12	795.97	716.02	754.02
γ 16.0	797.65	755.77	685.77	718.55
γ 17.0	762.17	719.76	655.22	683.08
γ 18.0	730.77	686.13	624.28	649.98
γ 19.0	701.76	654.74	595.90	619.58
γ 20.0	672.53	624.01	568.09	589.18
γ 21.0	643.73	595.43	540.91	560.71
γ 22.0	614.17	566.22	511.92	533.24
γ 23.0	585.58	538.07	485.87	507.42
γ 24.0	556.21	510.20	459.63	482.11
γ 25.0	527.46	484.76	434.93	458.36
γ 26.0	499.48	458.46	410.19	433.20
γ 27.0	471.24	432.61	387.58	410.08
γ 28.0	443.91	408.03	370.37	388.31
γ 29.0	416.91	385.97	353.78	372.31
γ 30.0	394.58	368.63	339.53	356.24
γ 31.0	376.00	351.96	326.51	343.07
γ 32.0	358.30	338.20	314.05	330.03
γ 33.0	344.00	325.28	304.54	319.15
γ 34.0	328.83	314.21	293.44	308.62
γ 35.0	318.55	304.84	280.48	296.82
γ 36.0	309.52	295.76	264.04	282.08
γ 37.0	298.52	284.82	244.30	265.57
γ 38.0	284.09	270.17	221.63	246.71
γ 39.0	267.19	253.95	198.34	226.43
γ 40.0	247.54	234.95	176.24	204.51
γ 41.0	225.49	213.98	157.80	181.66
γ 42.0	202.05	191.62	142.27	158.40
γ 43.0	180.86	168.58	124.12	135.70
γ 44.0	165.26	145.19	102.81	113.28
γ 45.0	148.55	122.09	82.50	92.73
γ 46.0	125.97	99.69	65.00	74.70

IES Indoor Report

Photometric Filename:CL2-13WD 1800K-3000K RA95 Reflector 28D.IES

Candela Tabulation - (Cont.)

V/H	C0.0	C90.0	C180.0	C270.0
γ 47.0	102.61	79.64	52.15	60.86
γ 48.0	81.44	62.54	44.04	51.48
γ 49.0	64.20	50.24	39.35	46.02
γ 50.0	52.02	42.49	35.32	41.47
γ 51.0	45.67	37.18	31.38	37.13
γ 52.0	40.46	32.27	28.46	33.50
γ 53.0	33.95	28.27	26.16	30.75
γ 54.0	30.17	25.57	24.10	28.38
γ 55.0	27.50	23.31	22.22	26.34
γ 56.0	25.32	21.33	20.64	24.41
γ 57.0	23.38	19.53	19.29	22.81
γ 58.0	21.66	18.03	18.00	21.26
γ 59.0	20.26	16.72	16.78	19.79
γ 60.0	19.02	15.48	15.79	18.59
γ 61.0	17.78	14.54	14.82	17.53
γ 62.0	16.89	13.75	13.89	16.51
γ 63.0	16.11	12.99	13.04	15.67
γ 64.0	15.14	12.32	12.24	14.76
γ 65.0	14.41	11.60	11.48	13.94
γ 66.0	13.53	10.87	10.64	13.09
γ 67.0	12.82	10.33	9.97	12.29
γ 68.0	11.98	9.47	9.23	11.46
γ 69.0	11.28	8.96	8.70	10.71
γ 70.0	10.54	8.15	8.25	10.17
γ 71.0	9.80	7.60	7.91	9.75
γ 72.0	9.33	7.22	7.61	9.35
γ 73.0	8.93	6.87	7.30	8.97
γ 74.0	8.54	6.55	7.00	8.61
γ 75.0	8.16	6.26	6.71	8.28
γ 76.0	7.81	5.96	6.41	7.93
γ 77.0	7.47	5.69	6.13	7.61
γ 78.0	7.15	5.42	5.86	7.27
γ 79.0	6.83	5.17	5.60	6.97
γ 80.0	6.53	4.95	5.37	6.69
γ 81.0	6.24	4.73	5.14	6.43
γ 82.0	5.97	4.51	4.94	6.18
γ 83.0	5.73	4.31	4.68	5.91
γ 84.0	5.50	4.10	4.45	5.65
γ 85.0	5.27	3.90	4.10	5.34
γ 86.0	5.06	3.73	3.81	5.03
γ 87.0	4.72	3.48	3.51	4.55
γ 88.0	4.40	3.23	3.00	3.96
γ 89.0	4.14	2.91	2.67	3.48
γ 90.0	3.74	2.59	2.58	3.31
γ 91.0	3.30	2.46	2.50	3.20
γ 92.0	3.15	2.38	2.42	3.10
γ 93.0	3.06	2.31	2.35	3.00

IES Indoor Report

Photometric Filename:CL2-13WD 1800K-3000K RA95 Reflector 28D.IES

Candela Tabulation - (Cont.)

V/H	C0.0	C90.0	C180.0	C270.0
γ 94.0	2.96	2.24	2.28	2.91
γ 95.0	2.88	2.17	2.22	2.82
γ 96.0	2.80	2.11	2.16	2.74
γ 97.0	2.72	2.07	2.11	2.68
γ 98.0	2.66	2.01	2.06	2.61
γ 99.0	2.59	1.96	2.03	2.55
γ 100.0	2.52	1.92	1.99	2.50
γ 101.0	2.47	1.88	1.96	2.45
γ 102.0	2.41	1.85	1.93	2.42
γ 103.0	2.37	1.83	1.92	2.38
γ 104.0	2.33	1.80	1.91	2.34
γ 105.0	2.29	1.79	1.90	2.32
γ 106.0	2.26	1.77	1.89	2.29
γ 107.0	2.23	1.76	1.89	2.27
γ 108.0	2.21	1.76	1.89	2.25
γ 109.0	2.19	1.75	1.89	2.25
γ 110.0	2.17	1.75	1.91	2.25
γ 111.0	2.16	1.75	1.92	2.24
γ 112.0	2.15	1.76	1.94	2.25
γ 113.0	2.15	1.76	1.96	2.26
γ 114.0	2.14	1.78	1.99	2.27
γ 115.0	2.15	1.79	2.01	2.29
γ 116.0	2.15	1.81	2.05	2.31
γ 117.0	2.16	1.83	2.10	2.34
γ 118.0	2.17	1.85	2.13	2.36
γ 119.0	2.18	1.88	2.18	2.39
γ 120.0	2.20	1.91	2.22	2.42
γ 121.0	2.22	1.94	2.29	2.47
γ 122.0	2.24	1.98	2.33	2.51
γ 123.0	2.29	2.03	2.39	2.55
γ 124.0	2.33	2.08	2.46	2.60
γ 125.0	2.37	2.13	2.53	2.65
γ 126.0	2.41	2.19	2.59	2.71
γ 127.0	2.46	2.25	2.67	2.78
γ 128.0	2.52	2.32	2.74	2.84
γ 129.0	2.58	2.39	2.83	2.90
γ 130.0	2.63	2.47	2.91	2.97
γ 131.0	2.70	2.55	3.00	3.05
γ 132.0	2.78	2.63	3.09	3.13
γ 133.0	2.86	2.71	3.20	3.22
γ 134.0	2.93	2.80	3.29	3.31
γ 135.0	3.01	2.89	3.40	3.40
γ 136.0	3.09	2.99	3.52	3.50
γ 137.0	3.19	3.08	3.63	3.61
γ 138.0	3.28	3.18	3.72	3.70
γ 139.0	3.38	3.29	3.85	3.81
γ 140.0	3.48	3.40	3.96	3.92

IES Indoor Report

Photometric Filename:CL2-13WD 1800K-3000K RA95 Reflector 28D.IES

Candela Tabulation - (Cont.)

V/H	C0.0	C90.0	C180.0	C270.0
γ 141.0	3.58	3.50	4.07	4.02
γ 142.0	3.68	3.62	4.17	4.13
γ 143.0	3.78	3.73	4.29	4.24
γ 144.0	3.89	3.84	4.39	4.34
γ 145.0	4.00	3.94	4.49	4.44
γ 146.0	4.11	4.05	4.59	4.53
γ 147.0	4.21	4.14	4.68	4.63
γ 148.0	4.30	4.25	4.77	4.71
γ 149.0	4.41	4.35	4.86	4.80
γ 150.0	4.50	4.45	4.94	4.87
γ 151.0	4.61	4.55	5.03	4.95
γ 152.0	4.69	4.64	5.11	5.03
γ 153.0	4.79	4.73	5.18	5.11
γ 154.0	4.88	4.82	5.25	5.18
γ 155.0	4.97	4.89	5.33	5.25
γ 156.0	5.05	4.98	5.41	5.32
γ 157.0	5.13	5.05	5.47	5.39
γ 158.0	5.21	5.13	5.55	5.46
γ 159.0	5.28	5.19	5.61	5.52
γ 160.0	5.36	5.28	5.67	5.58
γ 161.0	5.43	5.34	5.74	5.65
γ 162.0	5.50	5.42	5.79	5.70
γ 163.0	5.57	5.48	5.86	5.76
γ 164.0	5.64	5.56	5.90	5.82
γ 165.0	5.70	5.61	5.97	5.87
γ 166.0	5.77	5.68	6.03	5.91
γ 167.0	5.83	5.75	6.06	5.96
γ 168.0	5.89	5.80	6.11	6.00
γ 169.0	5.95	5.85	6.16	6.03
γ 170.0	5.99	5.90	6.19	6.07
γ 171.0	6.06	5.95	6.22	6.10
γ 172.0	6.09	5.98	6.24	6.13
γ 173.0	6.13	6.02	6.26	6.15
γ 174.0	6.17	6.06	6.28	6.18
γ 175.0	6.20	6.08	6.30	6.19
γ 176.0	6.22	6.10	6.30	6.21
γ 177.0	6.25	6.14	6.32	6.23
γ 178.0	6.28	6.15	6.34	6.24
γ 179.0	6.29	6.18	6.33	6.25
γ 180.0	6.29	6.29	6.29	6.29
