

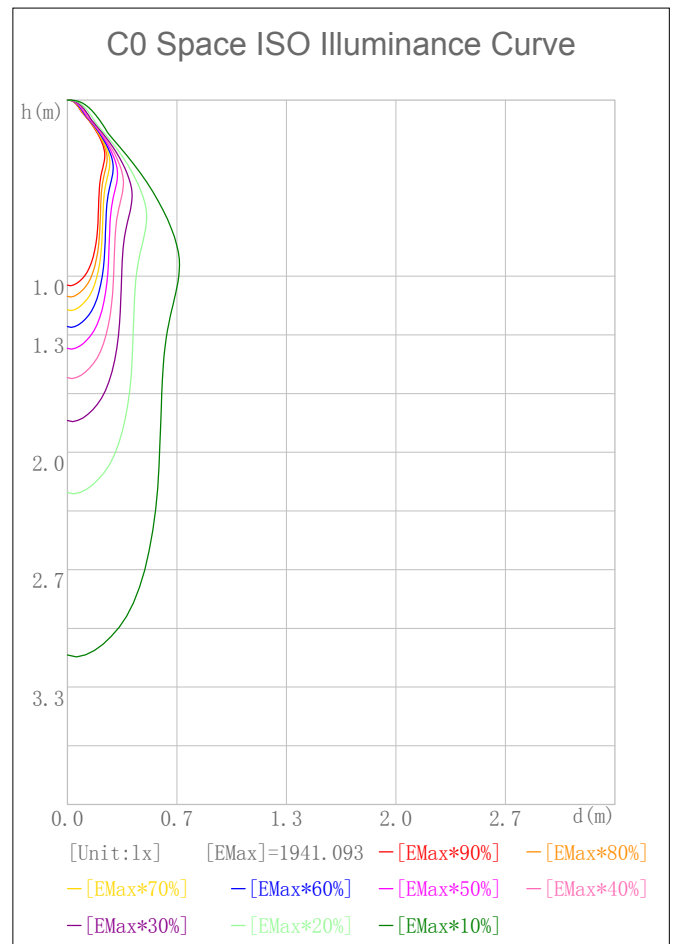
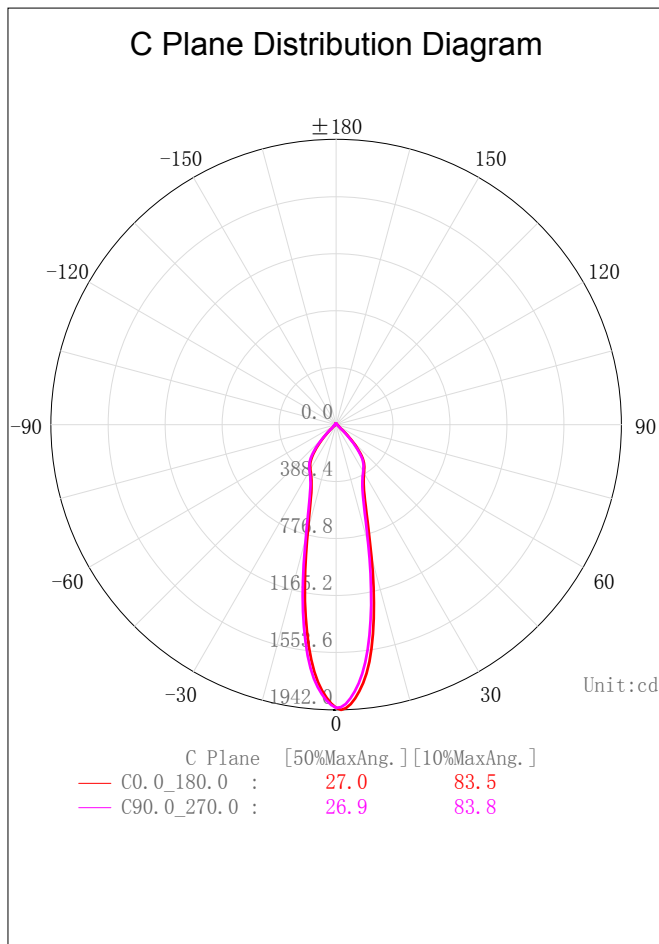
Indoor Luminaire Photometric Data

Description Information

Luminary Name: CL2-13TW 2700K RA90 Reflector 25D		Lum. Catalog:	Test ID: 01
Lamp Name:		Lamp Catalog: LED	Test Date: 2020/01/08
Manufacture:		Shld. Ang(°):	Test Machine:GON-2000
Test Lab: QUality peatment	Frequency (Hz):		Lamp CCT(K): Ra:
Lum. Size (W*L*H): 0.498m*0.498m*0.750m		Lum. Area (m2): 0.622	Lum. W (kg): 0.000
Test System: C, γ	Test Step: C=90.0 γ=1.0	Temp. (°C): 25	Humidity(%):

Character Parameter

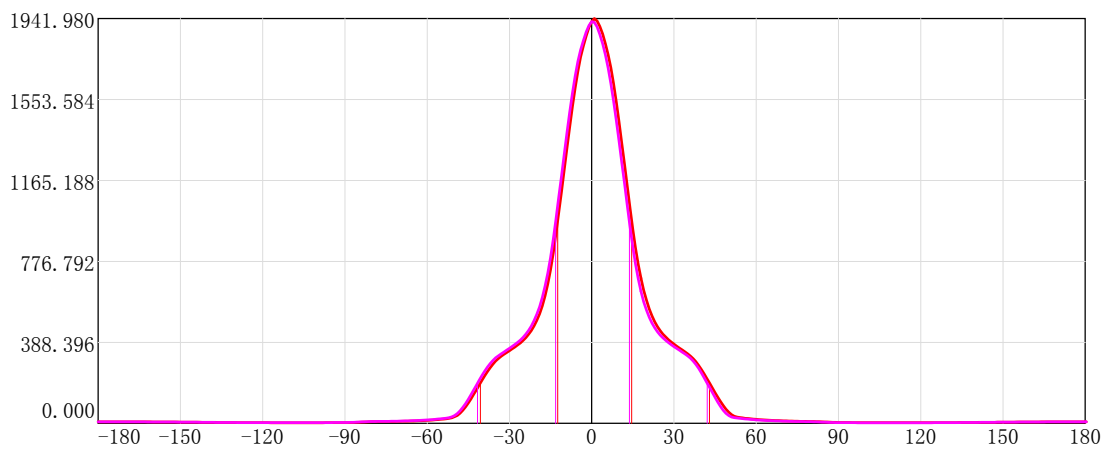
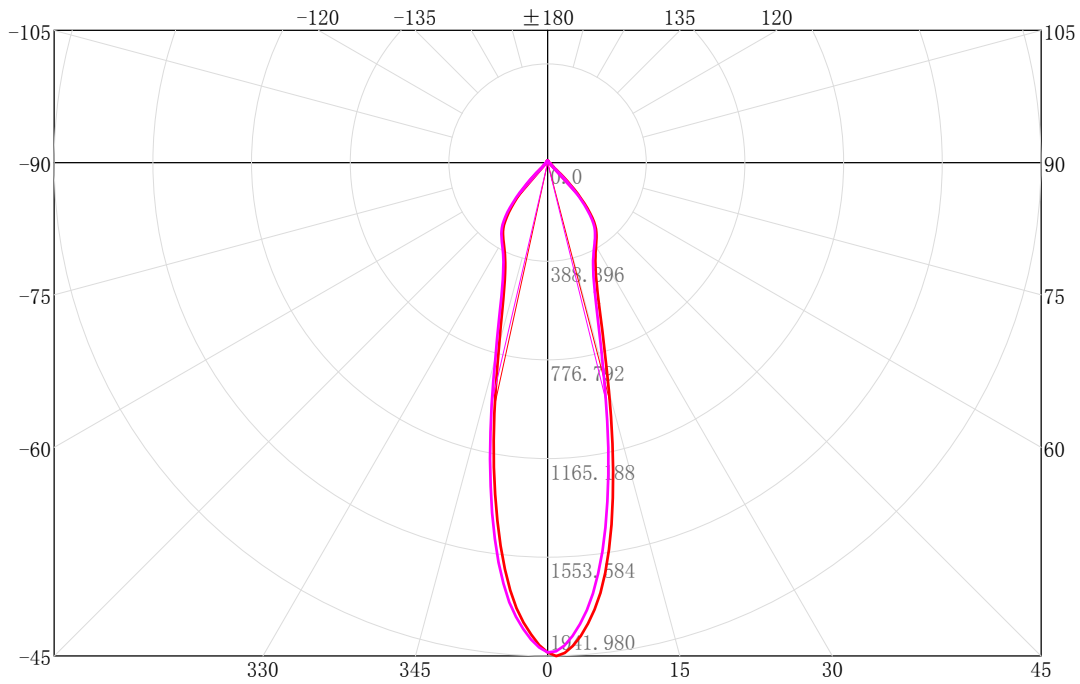
Lamp Speciality Parameter	Luminaire Speciality Parameter	
Rated Flux(lm): 954.090	Luminary Flux(lm): 954.092	Field Angle(10%Imax): 83.5(°)
Rated Power(W):	Luminary Efficiency: 100.00%	Down Lumens&Percent: 926.431lm 97.10%
Rated Voltage(V):	Luminary EER(lm/W): 91.301	Up Lumens&Percent: 27.661lm 2.90%
Tested Power(W): 10.450	Max. Candela(cd): 1941.980	S/MH: C0_a180=0.455 C90_270=0.452
Lamps' Inside: 1	Max Cand@Ang. (°): C=0.0 γ=1.0	CIE Type: Semi-Direct
Tested Electrics (V, A, pf): 34.9, 0.299	Beam Angle (50%Imax): 27.0(°)	ErP φ use(90°): 835.212lm
Lamp Size (W*L*H): 0.498m*0.498m*0.750m	Left=-12.4°, Right=14.6°	IRF(%): 442.664



2D Plane Light Intensity Distribution Curve

Lum. Name: 2700K RA90 Reflector 25D	Lum. Catalog:	Test ID: 01
Lamp Name:	Lamp Catalog: LED	Test Lab: Quality peatment
Manufacture:	Test Machine:GON-2000	Test Date: 2020/01/08

C Plane Distribution Diagram

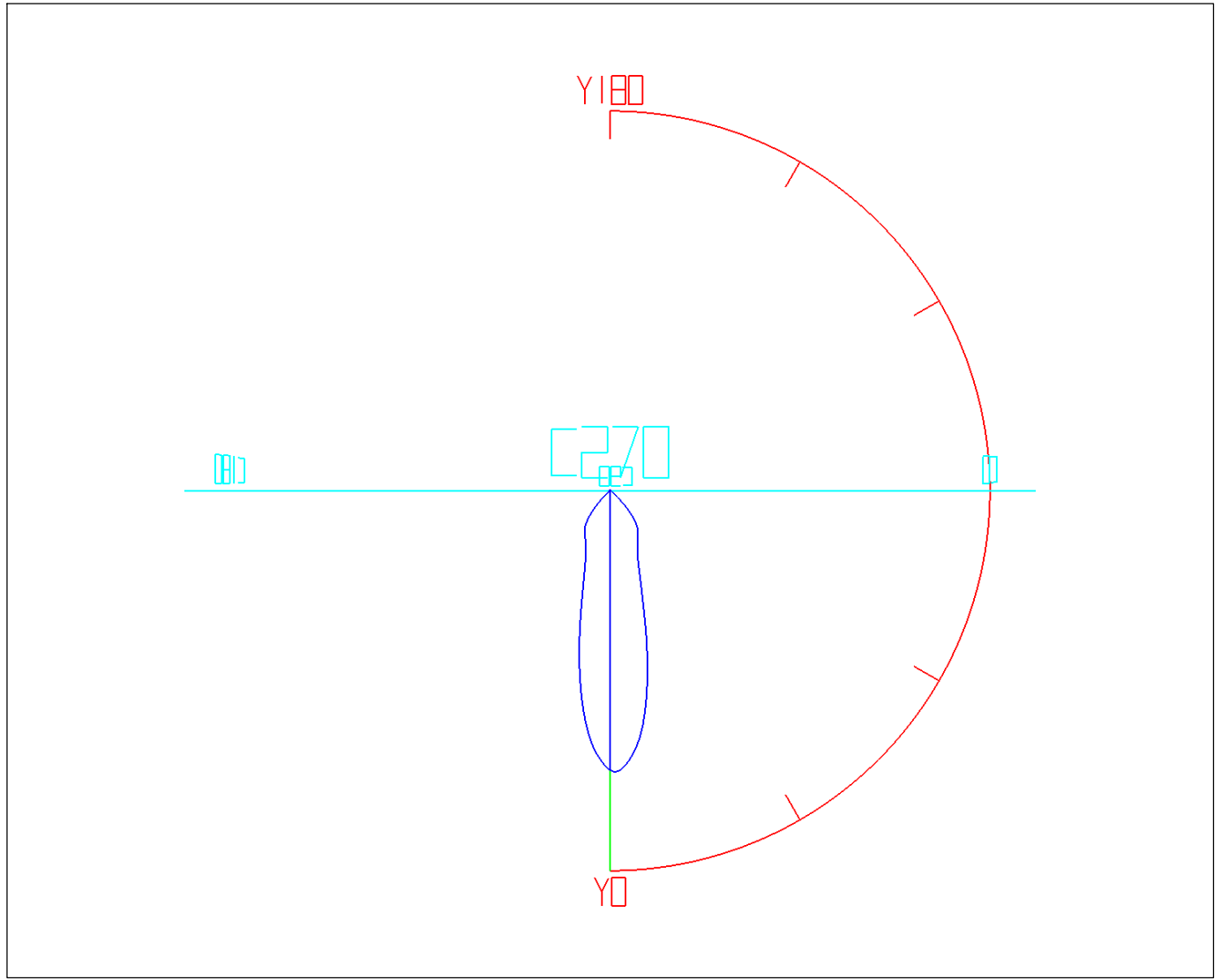


C Plane	[50%MaxAng.]	[10%MaxAng.]	Unit:cd
— C0.0_180.0 :	27.0	83.5	
— C90.0_270.0 :	26.9	83.8	

3D Light Intensity Distribution Modal

Lum. Name: CL2-13TW 2700K RA90 Reflector 25D	Lum. Catalog:	Test ID: 01
Lamp Name:	Lamp Catalog: LED	Test Lab: Quality peatment
Manufacture:	Test Machine:GON-2000	Test Date: 2020/01/08

3D Light Intensity Distribution Modal



Curves: 3D Model ——— Fixture ——— Vert. HUD ——— Hori. HUD ———
 View Angles: Orient:0 Tilt:0 Roll:0 Spin:0

IES Indoor Report

Photometric Filename:CL2-13TW 2700K RA90 Reflector 25D.IES

Zonal Flux Tabulation

Zone(γ)	Zone Flux (lm)	Sums Flux (lm)	Zone%Lamp	Sums%Lamp	Zone(γ)	Zone Flux (lm)	Sums Flux (lm)	Zone%Lamp	Sums%Lamp
0.0-1.0	1.84	1.84	0.19	0.19	47.0-48.0	5.90	865.31	0.62	90.70
1.0-2.0	5.47	7.31	0.57	0.77	48.0-49.0	4.73	870.05	0.50	91.19
2.0-3.0	8.96	16.27	0.94	1.71	49.0-50.0	3.79	873.83	0.40	91.59
3.0-4.0	12.27	28.54	1.29	2.99	50.0-51.0	3.08	876.92	0.32	91.91
4.0-5.0	15.33	43.86	1.61	4.60	51.0-52.0	2.63	879.55	0.28	92.19
5.0-6.0	18.08	61.94	1.90	6.49	52.0-53.0	2.39	881.94	0.25	92.44
6.0-7.0	20.47	82.41	2.15	8.64	53.0-54.0	2.24	884.17	0.23	92.67
7.0-8.0	22.42	104.83	2.35	10.99	54.0-55.0	2.12	886.29	0.22	92.89
8.0-9.0	23.92	128.75	2.51	13.49	55.0-56.0	2.01	888.30	0.21	93.10
9.0-10.0	24.94	153.70	2.61	16.11	56.0-57.0	1.91	890.22	0.20	93.31
10.0-11.0	25.50	179.20	2.67	18.78	57.0-58.0	1.82	892.04	0.19	93.50
11.0-12.0	25.62	204.82	2.69	21.47	58.0-59.0	1.74	893.78	0.18	93.68
12.0-13.0	25.35	230.17	2.66	24.12	59.0-60.0	1.66	895.43	0.17	93.85
13.0-14.0	24.75	254.92	2.59	26.72	60.0-61.0	1.59	897.02	0.17	94.02
14.0-15.0	23.96	278.88	2.51	29.23	61.0-62.0	1.52	898.54	0.16	94.18
15.0-16.0	23.10	301.97	2.42	31.65	62.0-63.0	1.46	900.00	0.15	94.33
16.0-17.0	22.28	324.25	2.33	33.99	63.0-64.0	1.41	901.41	0.15	94.48
17.0-18.0	21.54	345.79	2.26	36.24	64.0-65.0	1.37	902.78	0.14	94.62
18.0-19.0	20.91	366.70	2.19	38.43	65.0-66.0	1.33	904.11	0.14	94.76
19.0-20.0	20.39	387.10	2.14	40.57	66.0-67.0	1.29	905.39	0.13	94.90
20.0-21.0	20.00	407.10	2.10	42.67	67.0-68.0	1.25	906.64	0.13	95.03
21.0-22.0	19.73	426.83	2.07	44.74	68.0-69.0	1.21	907.85	0.13	95.15
22.0-23.0	19.56	446.39	2.05	46.79	69.0-70.0	1.18	909.03	0.12	95.28
23.0-24.0	19.48	465.87	2.04	48.83	70.0-71.0	1.14	910.18	0.12	95.40
24.0-25.0	19.47	485.33	2.04	50.87	71.0-72.0	1.11	911.29	0.12	95.51
25.0-26.0	19.51	504.84	2.04	52.91	72.0-73.0	1.08	912.38	0.11	95.63
26.0-27.0	19.58	524.42	2.05	54.97	73.0-74.0	1.06	913.44	0.11	95.74
27.0-28.0	19.69	544.11	2.06	57.03	74.0-75.0	1.04	914.48	0.11	95.85
28.0-29.0	19.81	563.92	2.08	59.11	75.0-76.0	1.03	915.51	0.11	95.96
29.0-30.0	19.93	583.85	2.09	61.19	76.0-77.0	1.01	916.52	0.11	96.06
30.0-31.0	20.04	603.89	2.10	63.29	77.0-78.0	1.00	917.52	0.10	96.17
31.0-32.0	20.12	624.01	2.11	65.40	78.0-79.0	0.98	918.49	0.10	96.27
32.0-33.0	20.18	644.19	2.11	67.52	79.0-80.0	0.95	919.44	0.10	96.37
33.0-34.0	20.17	664.36	2.11	69.63	80.0-81.0	0.92	920.36	0.10	96.46
34.0-35.0	20.08	684.44	2.10	71.74	81.0-82.0	0.88	921.24	0.09	96.56
35.0-36.0	19.86	704.29	2.08	73.82	82.0-83.0	0.83	922.07	0.09	96.64
36.0-37.0	19.47	723.76	2.04	75.86	83.0-84.0	0.78	922.86	0.08	96.73
37.0-38.0	18.89	742.65	1.98	77.84	84.0-85.0	0.73	923.59	0.08	96.80
38.0-39.0	18.10	760.75	1.90	79.74	85.0-86.0	0.67	924.26	0.07	96.87
39.0-40.0	17.11	777.86	1.79	81.53	86.0-87.0	0.61	924.88	0.06	96.94
40.0-41.0	15.95	793.81	1.67	83.20	87.0-88.0	0.56	925.44	0.06	97.00
41.0-42.0	14.63	808.44	1.53	84.73	88.0-89.0	0.51	925.95	0.05	97.05
42.0-43.0	13.20	821.64	1.38	86.12	89.0-90.0	0.48	926.43	0.05	97.10
43.0-44.0	11.70	833.34	1.23	87.34	90.0-91.0	0.47	926.90	0.05	97.15
44.0-45.0	10.18	843.52	1.07	88.41	91.0-92.0	0.46	927.36	0.05	97.20
45.0-46.0	8.67	852.19	0.91	89.32	92.0-93.0	0.45	927.81	0.05	97.25
46.0-47.0	7.23	859.42	0.76	90.08	93.0-94.0	0.44	928.25	0.05	97.29

IES Indoor Report

Photometric Filename:CL2-13TW 2700K RA90 Reflector 25D.IES

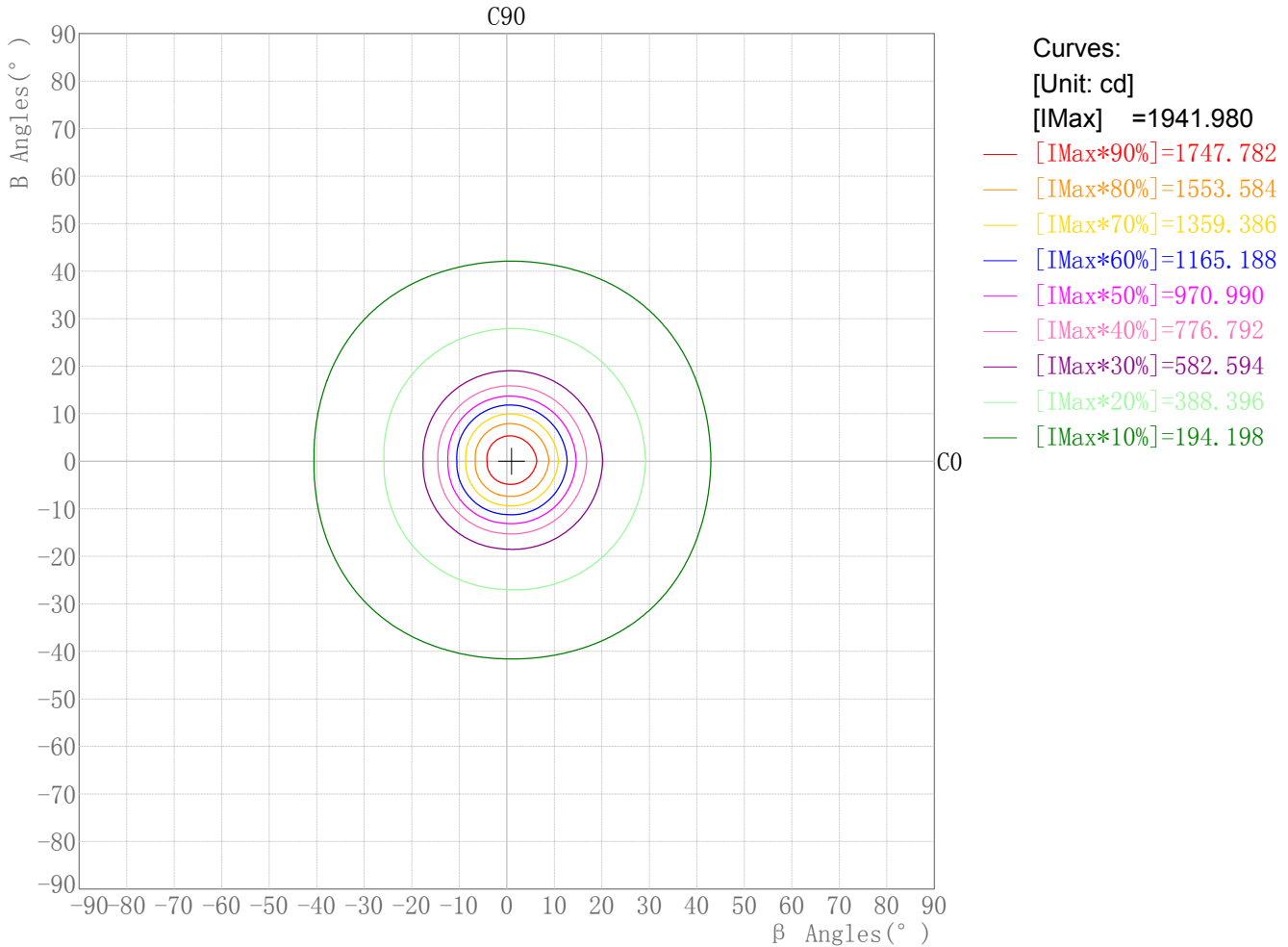
Zonal Flux Tabulation - (Cont.)

Zone (γ)	Zone Flux (lm)	Sums Flux (lm)	Zone%Lamp	Sums%Lamp	Zone (γ)	Zone Flux (lm)	Sums Flux (lm)	Zone%Lamp	Sums%Lamp
94.0-95.0	0.43	928.68	0.05	97.34	141.0-142.0	0.36	945.35	0.04	99.08
95.0-96.0	0.42	929.10	0.04	97.38	142.0-143.0	0.36	945.71	0.04	99.12
96.0-97.0	0.41	929.51	0.04	97.42	143.0-144.0	0.36	946.07	0.04	99.16
97.0-98.0	0.40	929.91	0.04	97.47	144.0-145.0	0.36	946.44	0.04	99.20
98.0-99.0	0.40	930.31	0.04	97.51	145.0-146.0	0.36	946.79	0.04	99.24
99.0-100.0	0.39	930.70	0.04	97.55	146.0-147.0	0.36	947.15	0.04	99.27
100.0-101.0	0.38	931.09	0.04	97.59	147.0-148.0	0.35	947.50	0.04	99.31
101.0-102.0	0.38	931.47	0.04	97.63	148.0-149.0	0.35	947.85	0.04	99.35
102.0-103.0	0.37	931.84	0.04	97.67	149.0-150.0	0.34	948.19	0.04	99.38
103.0-104.0	0.37	932.21	0.04	97.71	150.0-151.0	0.34	948.53	0.04	99.42
104.0-105.0	0.36	932.57	0.04	97.74	151.0-152.0	0.33	948.87	0.03	99.45
105.0-106.0	0.36	932.93	0.04	97.78	152.0-153.0	0.33	949.20	0.03	99.49
106.0-107.0	0.36	933.29	0.04	97.82	153.0-154.0	0.32	949.52	0.03	99.52
107.0-108.0	0.35	933.65	0.04	97.86	154.0-155.0	0.31	949.83	0.03	99.55
108.0-109.0	0.35	934.00	0.04	97.89	155.0-156.0	0.31	950.14	0.03	99.59
109.0-110.0	0.35	934.35	0.04	97.93	156.0-157.0	0.30	950.43	0.03	99.62
110.0-111.0	0.35	934.69	0.04	97.97	157.0-158.0	0.29	950.72	0.03	99.65
111.0-112.0	0.35	935.04	0.04	98.00	158.0-159.0	0.28	951.00	0.03	99.68
112.0-113.0	0.34	935.38	0.04	98.04	159.0-160.0	0.27	951.27	0.03	99.70
113.0-114.0	0.34	935.72	0.04	98.08	160.0-161.0	0.26	951.53	0.03	99.73
114.0-115.0	0.34	936.06	0.04	98.11	161.0-162.0	0.25	951.78	0.03	99.76
115.0-116.0	0.34	936.40	0.04	98.15	162.0-163.0	0.24	952.02	0.03	99.78
116.0-117.0	0.34	936.74	0.04	98.18	163.0-164.0	0.23	952.25	0.02	99.81
117.0-118.0	0.34	937.08	0.04	98.22	164.0-165.0	0.22	952.47	0.02	99.83
118.0-119.0	0.34	937.41	0.04	98.25	165.0-166.0	0.20	952.67	0.02	99.85
119.0-120.0	0.34	937.75	0.04	98.29	166.0-167.0	0.19	952.86	0.02	99.87
120.0-121.0	0.34	938.09	0.04	98.32	167.0-168.0	0.18	953.04	0.02	99.89
121.0-122.0	0.34	938.42	0.04	98.36	168.0-169.0	0.17	953.20	0.02	99.91
122.0-123.0	0.33	938.76	0.04	98.39	169.0-170.0	0.15	953.36	0.02	99.92
123.0-124.0	0.34	939.09	0.04	98.43	170.0-171.0	0.14	953.49	0.01	99.94
124.0-125.0	0.34	939.43	0.04	98.46	171.0-172.0	0.12	953.62	0.01	99.95
125.0-126.0	0.34	939.76	0.04	98.50	172.0-173.0	0.11	953.73	0.01	99.96
126.0-127.0	0.34	940.10	0.04	98.53	173.0-174.0	0.10	953.82	0.01	99.97
127.0-128.0	0.34	940.44	0.04	98.57	174.0-175.0	0.08	953.91	0.01	99.98
128.0-129.0	0.34	940.77	0.04	98.60	175.0-176.0	0.07	953.97	0.01	99.99
129.0-130.0	0.34	941.11	0.04	98.64	176.0-177.0	0.05	954.02	0.01	99.99
130.0-131.0	0.34	941.46	0.04	98.68	177.0-178.0	0.04	954.06	0.00	100.00
131.0-132.0	0.34	941.80	0.04	98.71	178.0-179.0	0.02	954.08	0.00	100.00
132.0-133.0	0.35	942.15	0.04	98.75	179.0-180.0	0.01	954.09	0.00	100.00
133.0-134.0	0.35	942.49	0.04	98.78					
134.0-135.0	0.35	942.84	0.04	98.82					
135.0-136.0	0.35	943.20	0.04	98.86					
136.0-137.0	0.36	943.55	0.04	98.90					
137.0-138.0	0.36	943.91	0.04	98.93					
138.0-139.0	0.36	944.27	0.04	98.97					
139.0-140.0	0.36	944.63	0.04	99.01					
140.0-141.0	0.36	944.99	0.04	99.05					

Rectangle ISO Lighting Intensity Diagram

Lum. Name: CL2-13TW 2700K RA90 Reflector 25D	Lum. Catalog:	Test ID: 01
Lamp Name:	Lamp Catalog: LED	Test Lab: Quality peatment
Manufacture:	Test Machine:GON-2000	Test Date: 2020/01/08

ISO Lighting Intensity Curve

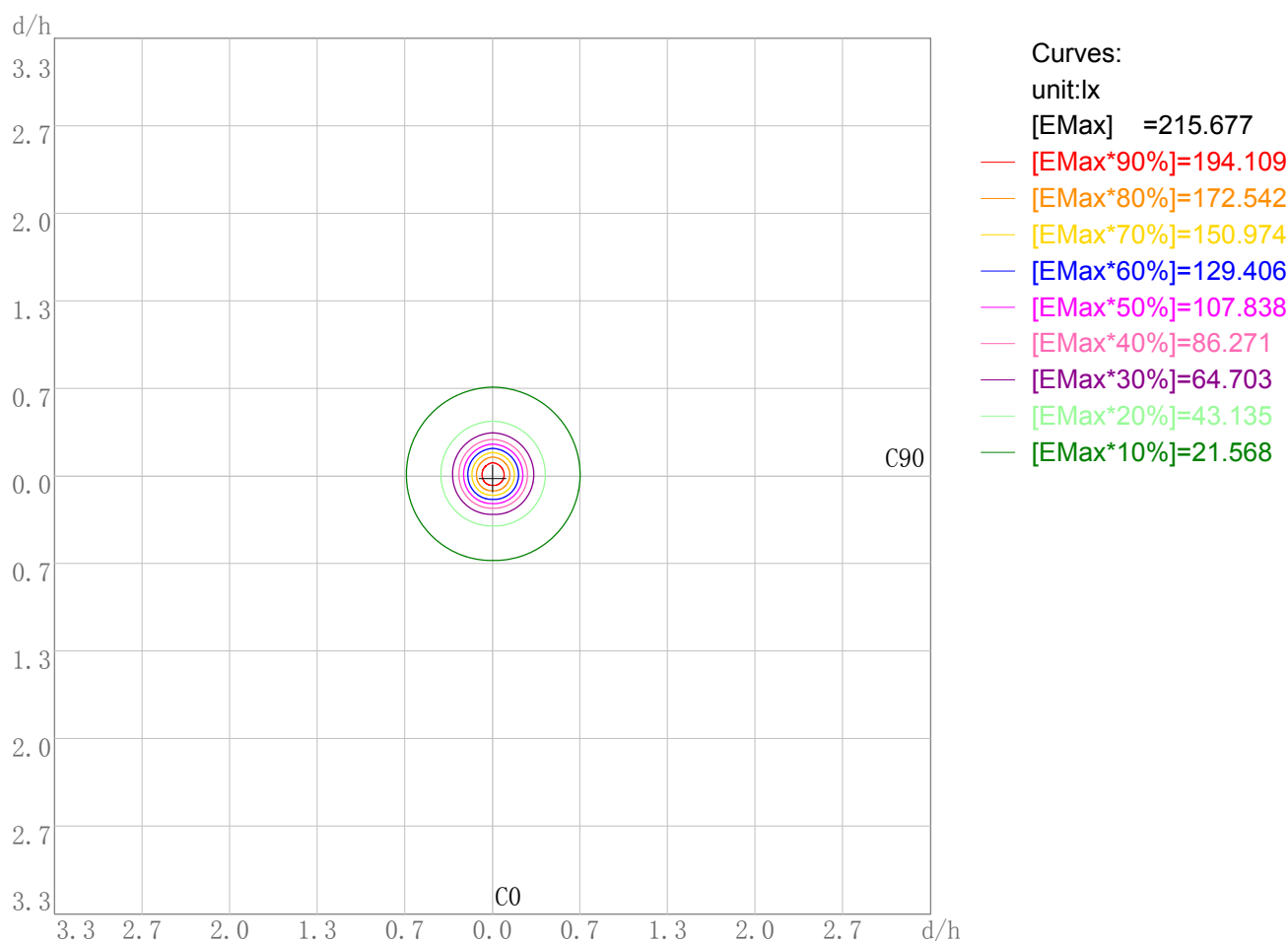


Maximum Light Intensity(cd): 1941.98
 Maximum Cand.@Angle: H=1.0°,V=0.0°

Plane ISO-Illuminance Diagram

Lum. Name: CL2-13TW 2700K RA90 Reflector 25D	Lum. Catalog:	Test ID: 01
Lamp Name:	Lamp Catalog: LED	Test Lab: Quality peatment
Manufacture:	Test Machine:GON-2000	Test Date: 2020/01/08

Plane ISO-Illuminance Curve

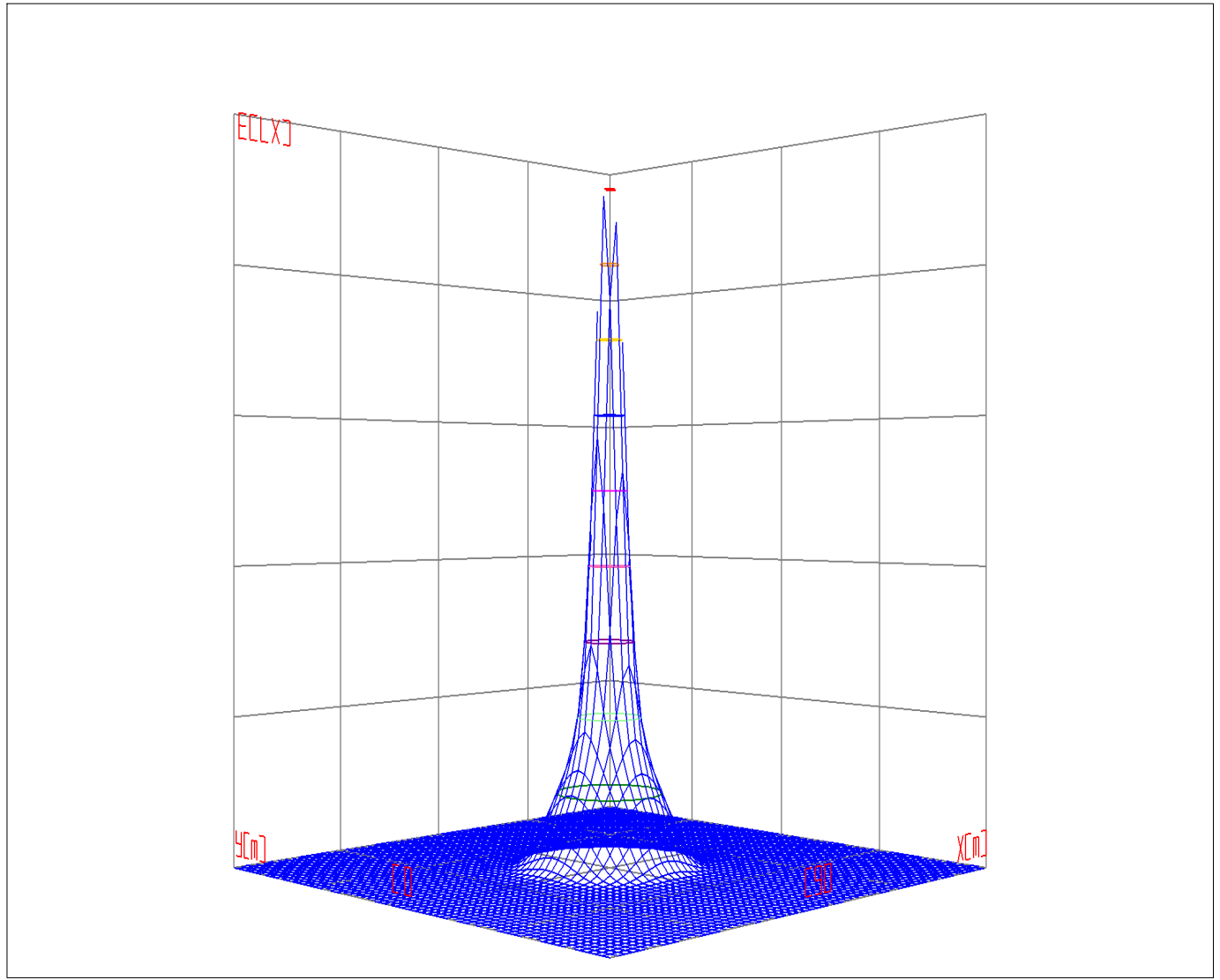


Working Plane Luminaire Mounting Height(m): 3.00
 Working Plane Maximum Illuminance(lx): 215.68
 Working Plane Maximum Illuminance Position(d/h):H0.0 V0.0

3D Plane ISO Illuminance Diagram

Lum. Name: CL2-13TW 2700K RA90 Reflector 25D	Lum. Catalog:	Test ID: 01
Lamp Name:	Lamp Catalog: LED	Test Lab: Quality peatment
Manufacture:	Test Machine:GON-2000	Test Date: 2020/01/08

3D Plane Illuminance Modal

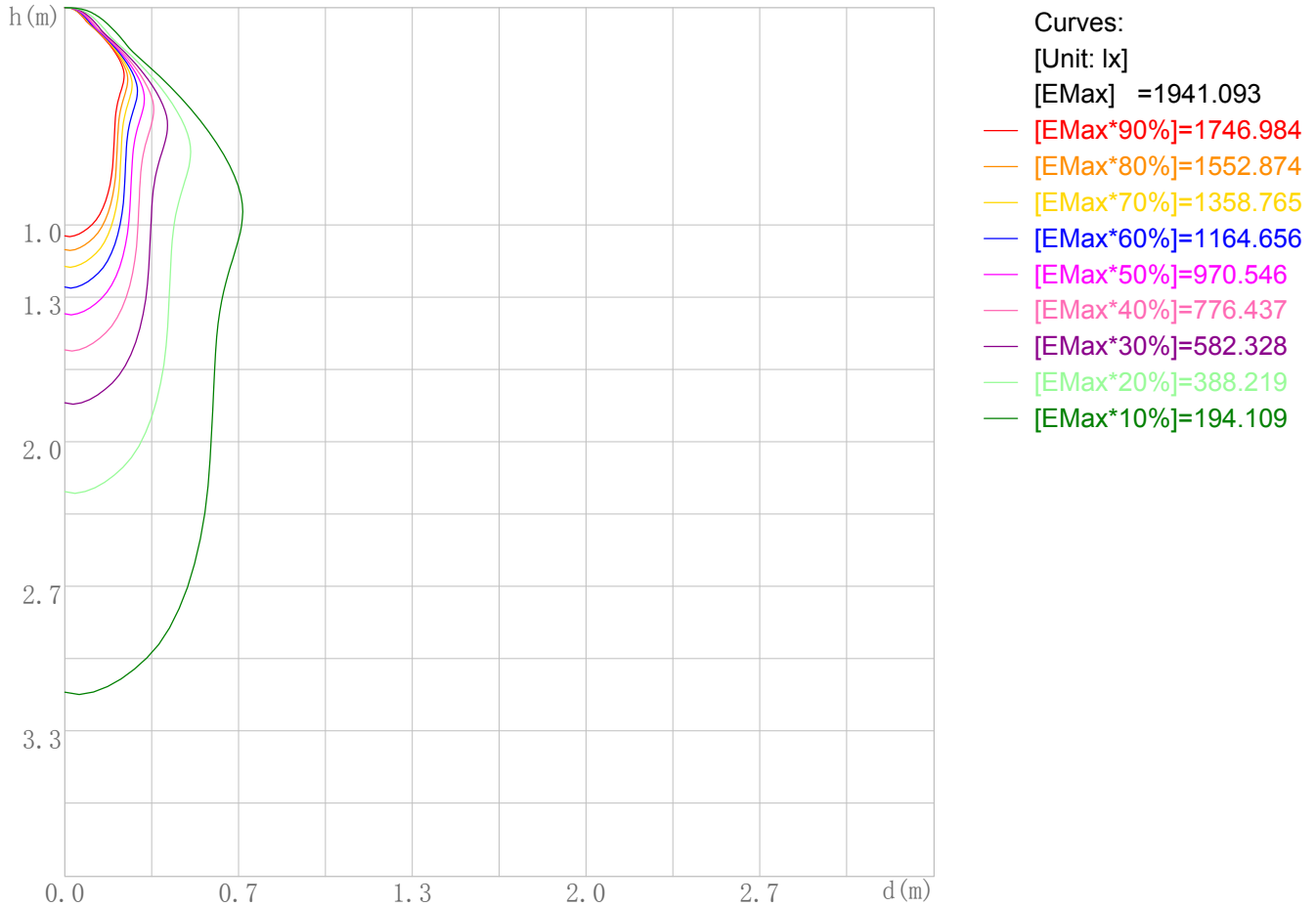


Curves: 3D Model — 90% — 80% — 70% — 60% — 50% — 40% — 30% — 20% — 10% —
 View Angles(deg): 0 Height(m): 3.0 Distance(m): 10.0

Space ISO Illuminance Diagram

Lum. Name: CL2-13TW 2700K RA90 Reflector 25D	Lum. Catalog:	Test ID: 01
Lamp Name:	Lamp Catalog: LED	Test Lab: Quality peatment
Manufacture:	Test Machine:GON-2000	Test Date: 2020/01/08

Space ISO Illuminance Curve

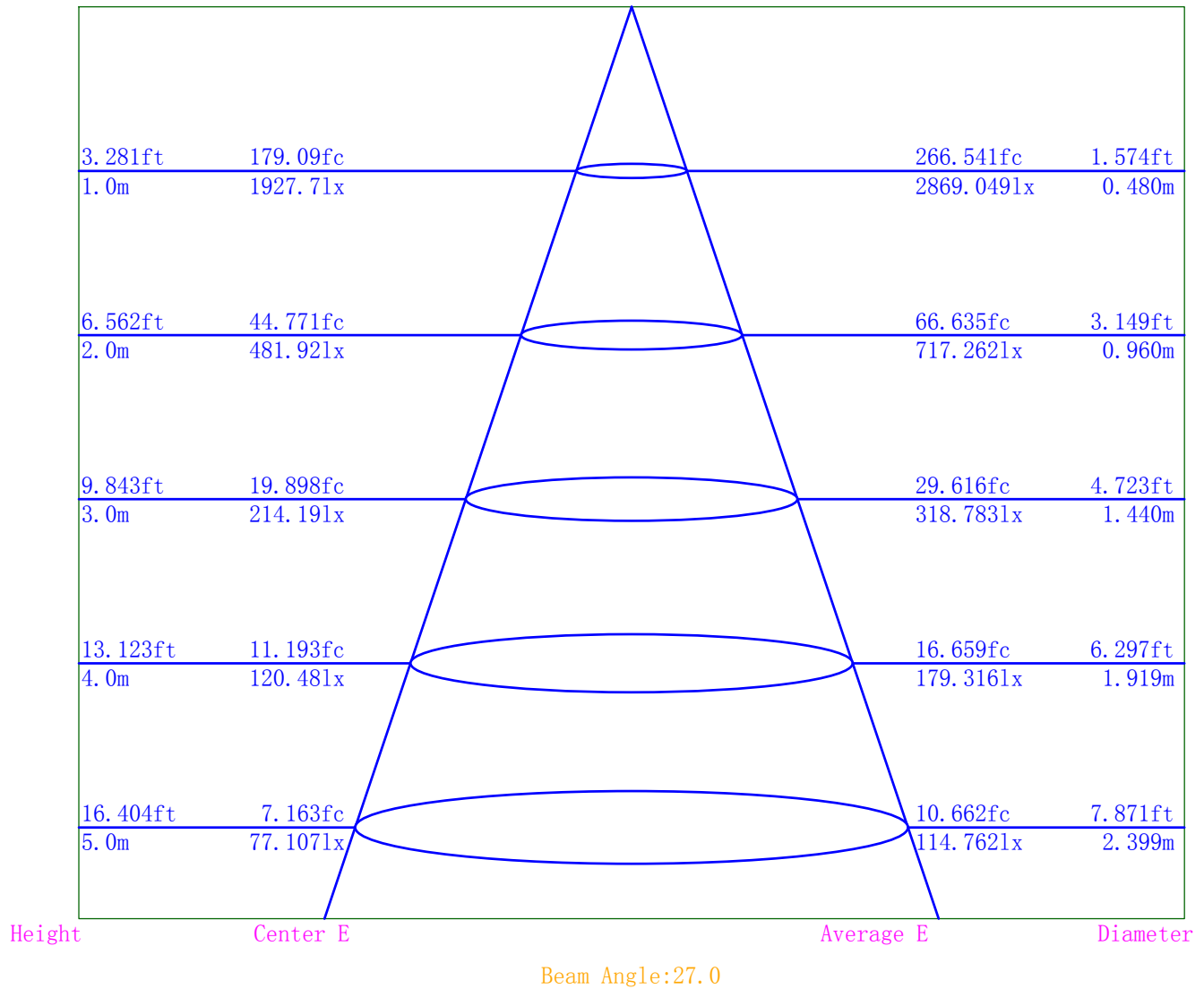


Space Plane Maximum Illuminance and @Angle:1941.09lx,1.0deg
 Plane Maximum Lighting Intensity and @Angle:1941.980cd,0deg

Illuminance-Distance Diagram

Lum. Name: CL2-13TW 2700K RA90 Reflector 25D	Lum. Catalog:	Test ID: 01
Lamp Name:	Lamp Catalog: LED	Test Lab: Quality peatment
Manufacture:	Test Machine:GON-2000	Test Date: 2020/01/08

Illuminance-Distance Curve



Indoor Luminance Limiting Curves

Lum. Name: 2700K RA90 Reflector 25D	Lum. Catalog:	Test ID: 01
Lamp Name:	Lamp Catalog: LED	Test Lab: Quality peatment
Manufacture:	Test Machine:GON-2000	Test Date: 2020/01/08

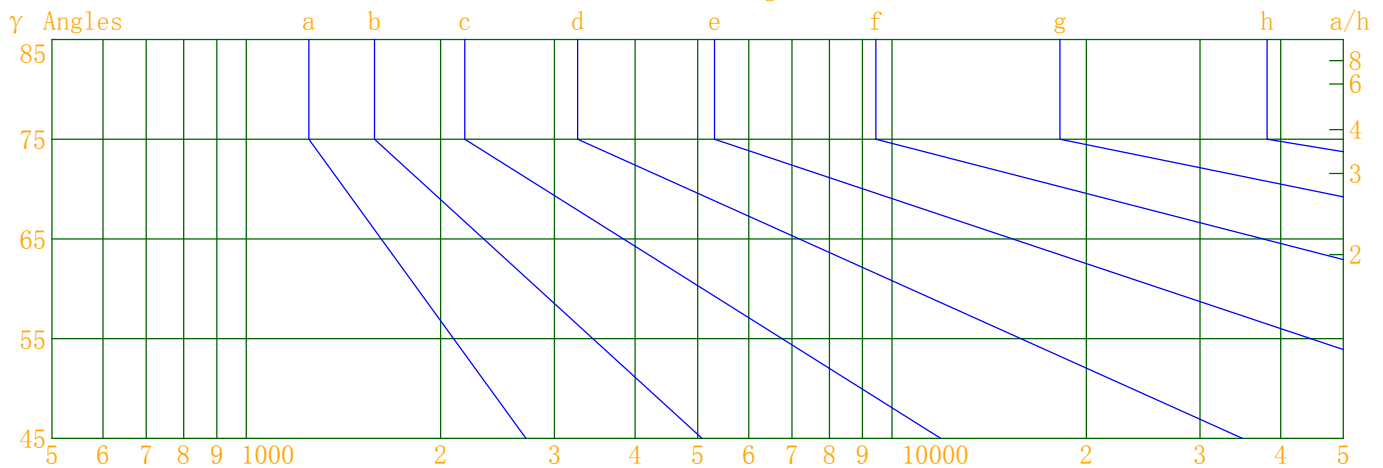
Glare Grade Table

GI	Quality	Using Illuminance							
		a	b	c	d	e	f	g	h
1.15	A	2000	1000	500	<=300				
1.5	B		2000	1000	500	<=300			
1.85	C			2000	1000	500	<=300		
2.2	D				2000	1000	500	<=300	
2.55	E	a				2000	1000	500	<=300
			b	c	d	e	f	g	h

Luminance Table

Gama (deg)	45	50	55	60	65	70	75	80	85
C0	336	134	75	63	59	59	65	85	133
C90	284	94	64	55	51	52	57	76	112

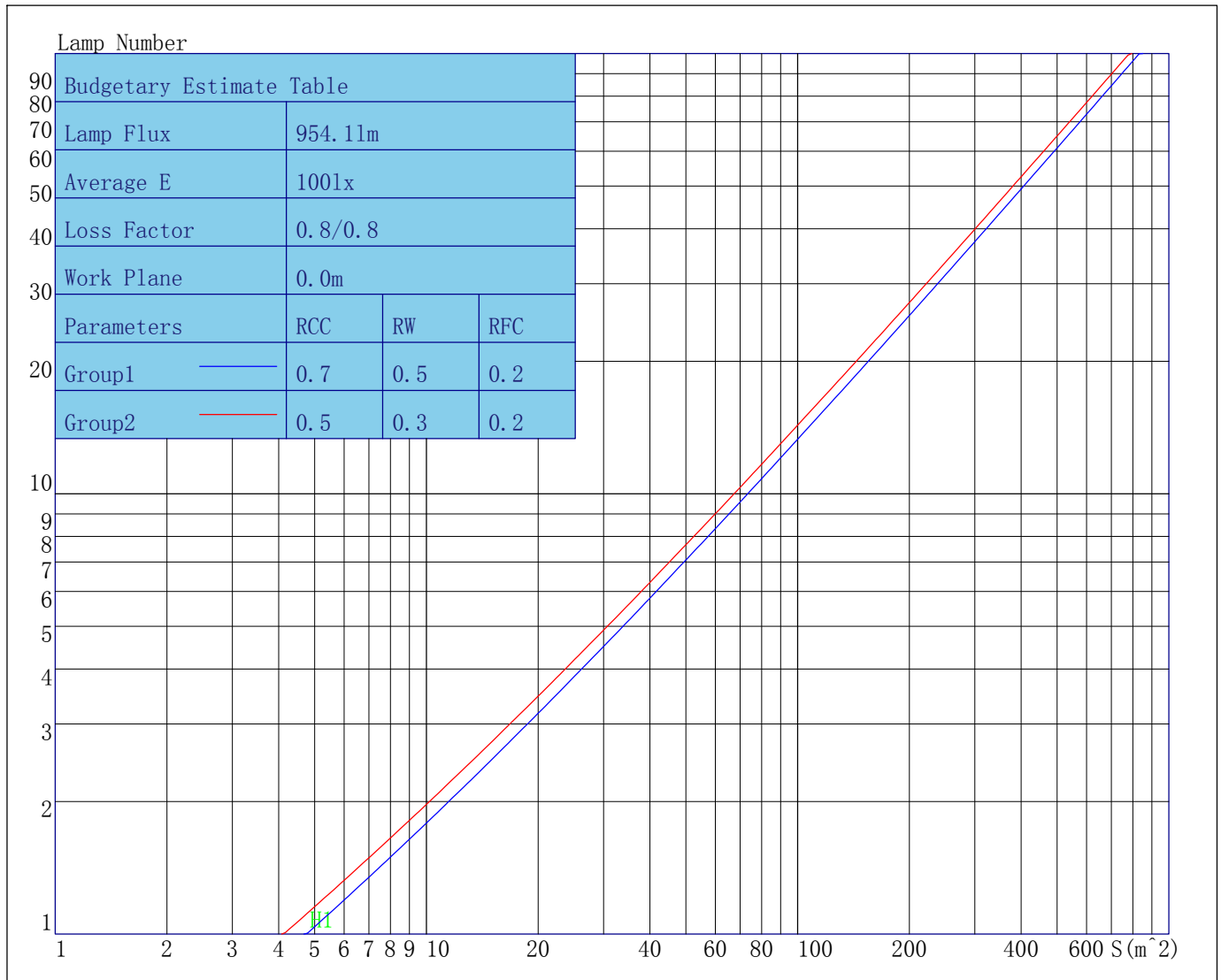
Luminance Limiting Curve



Luminous Size: Length(m)=0.498 Width(m)=0.498 Height(m)=0.750 Area(m^2)=0.621504
 Luminous Type: Without Luminous Side
 Luminous Curves: C0-C180 Color: — C90-C270 Color: —

Indoor Budgetary Estimate Table

Lum. Name: CL2-13TW 2700K RA90 Reflector 25D	Lum. Catalog:	Test ID: 01
Lamp Name:	Lamp Catalog: LED	Test Lab: Quality peatment
Manufacture:	Test Machine:GON-2000	Test Date: 2020/01/08



Parameters1: Rhocc = 0.7 Rhow = 0.5 Rhofc = 0.2 LLF = 0.8
 Parameters2: Rhocc = 0.5 Rhow = 0.3 Rhofc = 0.2 LLF = 0.8
 Average Illuminance(lx): 100 Cavity Height: H1(m) = 2

Indoor Coefficient of Utilization Table

Lum. Name: CL2-13TW 2700K RA90 Reflector 25D	Lum. Catalog:	Test ID: 01
Lamp Name:	Lamp Catalog: LED	Test Lab: Quality peatment
Manufacture:	Test Machine:GON-2000	Test Date: 2020/01/08

Coefficients of Utilization - Zonal Cavity Method																		
Coef.	Effective Floor Cavity Reflectance RFC=0.20																	
RhoCC (%)	80				70				50			30			10			0
RhoW (%)	70	50	30	10	70	50	30	10	50	30	10	50	30	10	50	30	10	0
RCR	Coefficient of Utilization (%)																	
0	118	118	118	118	115	115	115	115	110	110	110	104	104	104	99	99	99	97
1	112	109	106	104	109	107	104	102	102	100	98	98	96	95	94	93	92	90
2	106	101	96	93	104	99	95	92	95	92	89	92	89	87	89	86	85	83
3	100	94	88	84	98	92	87	83	89	85	81	86	83	80	83	81	78	77
4	95	87	81	77	93	86	80	76	83	79	75	81	77	74	79	75	73	71
5	90	82	75	71	88	80	75	70	78	73	70	76	72	69	74	71	68	66
6	86	76	70	66	84	76	70	65	74	69	65	72	68	64	70	67	63	62
7	81	72	66	61	80	71	65	61	70	64	61	68	64	60	67	63	60	58
8	78	68	62	58	76	67	61	57	66	61	57	65	60	57	63	59	56	55
9	74	64	58	54	73	64	58	54	63	57	54	61	57	53	60	56	53	52
10	71	61	55	51	70	60	55	51	59	54	51	58	54	51	58	53	50	49

IES Indoor Report

Photometric Filename:CL2-13TW 2700K RA90 Reflector 25D.IES

Unified Glare Rating Table

Lum. Name: CL2-13TW 2700K RA90 Reflector 25D	Lum. Catalog:	Test ID: 01
Lamp Name:	Lamp Catalog: LED	Test Lab: Quality peatment
Manufacture:	Test Machine:GON-2000	Test Date: 2020/01/08

Unified Glare Rating Table

Ceiling RCC	0.70	0.70	0.50	0.50	0.30	0.70	0.70	0.50	0.50	0.30
Wall RW	0.50	0.30	0.50	0.30	0.30	0.50	0.30	0.50	0.30	0.30
Floor RFC	0.20	0.20	0.20	0.20	0.20	0.20	0.20	0.20	0.20	0.20
Room Size	Vewed crosswise					Vewed endwise				
X=2H Y=2H	4.0	5.1	4.5	5.5	5.9	3.5	4.6	3.9	5.0	5.4
Y=3H	4.1	5.0	4.5	5.4	5.9	3.6	4.5	4.0	4.9	5.3
Y=4H	4.2	5.1	4.6	5.5	5.9	3.6	4.5	4.1	4.9	5.4
Y=6H	4.3	5.2	4.8	5.6	6.1	3.8	4.6	4.3	5.0	5.5
Y=8H	4.5	5.2	5.0	5.7	6.2	3.9	4.7	4.4	5.1	5.6
Y=12H	4.7	5.4	5.1	5.8	6.3	4.1	4.8	4.5	5.2	5.7
X=4H Y=2H	3.9	4.7	4.3	5.2	5.6	3.3	4.2	3.8	4.6	5.1
Y=3H	4.0	4.7	4.5	5.2	5.7	3.5	4.2	4.0	4.7	5.2
Y=4H	4.2	4.8	4.7	5.3	5.8	3.6	4.3	4.1	4.8	5.3
Y=6H	4.5	5.1	5.0	5.6	6.1	4.0	4.5	4.5	5.0	5.6
Y=8H	4.8	5.3	5.3	5.8	6.3	4.2	4.7	4.7	5.2	5.7
Y=12H	5.1	5.5	5.6	6.1	6.6	4.4	4.9	5.0	5.4	6.0
X=8H Y=4H	4.2	4.7	4.7	5.2	5.8	3.6	4.2	4.2	4.7	5.2
Y=6H	4.7	5.1	5.2	5.7	6.3	4.1	4.6	4.7	5.1	5.7
Y=8H	5.0	5.4	5.6	6.0	6.6	4.5	4.8	5.0	5.4	6.0
Y=12H	5.5	5.9	6.1	6.4	7.1	4.9	5.2	5.5	5.8	6.4
X=12H Y=4H	4.2	4.6	4.7	5.2	5.7	3.6	4.1	4.2	4.6	5.2
Y=6H	4.7	5.1	5.3	5.6	6.2	4.2	4.6	4.7	5.1	5.7
Y=8H	5.2	5.5	5.7	6.1	6.7	4.6	4.9	5.1	5.5	6.1
Variations with the objerver position at spacings										
S=1.0H	0.1/-0.1					0.1/-0.2				
S=1.5H	0.2/-0.2					0.2/-0.2				
S=2.0H	0.2/-0.2					0.2/-0.3				
Reduced UGR Table:										
Nordic Standard Table:	BKO					BKO				
Correction Value	1.4					1.3				

to the CIE Pub.117, data has been corrected, refers to the lamp's lumens 8.2flm.

IES Indoor Report

Photometric Filename:CL2-13TW 2700K RA90 Reflector 25D.IES

Candela Tabulation

V/H	C0.0	C90.0	C180.0	C270.0
γ 0.0	1927.68	1927.68	1927.68	1927.68
γ 1.0	1941.98	1923.42	1898.68	1908.22
γ 2.0	1930.33	1901.81	1858.34	1877.65
γ 3.0	1904.35	1865.87	1812.44	1837.46
γ 4.0	1867.32	1820.62	1757.53	1791.57
γ 5.0	1821.00	1767.73	1688.99	1736.06
γ 6.0	1768.51	1704.81	1608.96	1665.94
γ 7.0	1706.13	1630.56	1519.46	1584.48
γ 8.0	1629.86	1546.27	1422.66	1493.88
γ 9.0	1542.07	1453.26	1321.52	1395.79
γ 10.0	1446.78	1354.64	1217.91	1292.97
γ 11.0	1344.52	1251.91	1112.63	1188.18
γ 12.0	1239.75	1147.25	1008.91	1082.85
γ 13.0	1135.02	1042.42	908.53	978.73
γ 14.0	1031.51	941.18	815.95	881.60
γ 15.0	931.53	847.79	735.82	794.47
γ 16.0	840.94	764.55	668.46	721.07
γ 17.0	763.22	693.90	611.47	658.44
γ 18.0	696.61	633.90	564.32	604.57
γ 19.0	638.94	583.70	525.59	559.76
γ 20.0	590.18	542.54	493.56	522.80
γ 21.0	549.19	508.90	467.20	492.41
γ 22.0	515.44	481.49	445.42	467.07
γ 23.0	487.52	458.87	427.27	445.99
γ 24.0	464.39	439.92	411.70	428.18
γ 25.0	445.05	423.94	398.18	412.96
γ 26.0	428.61	410.29	386.45	399.76
γ 27.0	414.24	398.21	375.96	388.32
γ 28.0	401.60	387.47	366.39	378.15
γ 29.0	390.55	377.89	357.57	368.85
γ 30.0	380.45	368.69	348.82	360.02
γ 31.0	371.01	359.77	340.28	351.39
γ 32.0	361.65	351.31	331.54	342.68
γ 33.0	353.07	342.67	322.38	334.01
γ 34.0	343.56	333.82	312.01	324.76
γ 35.0	333.79	324.28	299.35	314.40
γ 36.0	323.38	313.09	284.37	301.79
γ 37.0	311.09	299.61	267.25	287.08
γ 38.0	296.33	283.47	248.49	269.92
γ 39.0	278.96	264.63	228.37	250.79
γ 40.0	259.62	243.47	206.96	229.91
γ 41.0	238.65	220.65	184.77	207.66
γ 42.0	216.35	196.67	161.98	184.33
γ 43.0	193.40	172.60	139.43	160.55
γ 44.0	170.29	148.68	117.81	137.29
γ 45.0	147.56	124.97	97.59	115.07
γ 46.0	125.62	102.32	78.98	94.63

IES Indoor Report

Photometric Filename:CL2-13TW 2700K RA90 Reflector 25D.IES

Candela Tabulation - (Cont.)

V/H	C0.0	C90.0	C180.0	C270.0
γ 47.0	104.97	81.34	62.56	76.40
γ 48.0	85.71	63.12	48.76	60.71
γ 49.0	68.45	48.18	38.56	47.60
γ 50.0	53.53	37.42	31.94	37.57
γ 51.0	41.88	30.85	27.07	31.20
γ 52.0	34.59	27.99	24.26	27.67
γ 53.0	30.57	26.06	22.60	25.69
γ 54.0	28.41	24.49	21.11	23.96
γ 55.0	26.62	22.93	19.84	22.46
γ 56.0	24.93	21.67	18.54	21.12
γ 57.0	23.49	20.37	17.51	19.82
γ 58.0	22.03	19.20	16.45	18.73
γ 59.0	20.83	18.09	15.57	17.68
γ 60.0	19.66	17.14	14.70	16.74
γ 61.0	18.63	16.22	13.93	15.88
γ 62.0	17.65	15.39	13.30	15.13
γ 63.0	16.78	14.68	12.77	14.51
γ 64.0	16.05	14.07	12.28	13.97
γ 65.0	15.37	13.50	11.86	13.47
γ 66.0	14.73	12.95	11.44	13.00
γ 67.0	14.14	12.45	11.06	12.55
γ 68.0	13.59	11.97	10.70	12.14
γ 69.0	13.06	11.51	10.37	11.75
γ 70.0	12.56	11.06	10.06	11.37
γ 71.0	12.09	10.63	9.79	11.05
γ 72.0	11.62	10.20	9.58	10.73
γ 73.0	11.16	9.80	9.41	10.48
γ 74.0	10.76	9.47	9.32	10.29
γ 75.0	10.40	9.22	9.26	10.17
γ 76.0	10.11	9.02	9.13	10.07
γ 77.0	9.90	8.85	8.97	9.94
γ 78.0	9.69	8.65	8.75	9.75
γ 79.0	9.51	8.39	8.40	9.53
γ 80.0	9.19	8.21	8.14	9.20
γ 81.0	8.94	7.78	7.63	8.88
γ 82.0	8.56	7.46	7.19	8.38
γ 83.0	8.12	7.00	6.68	7.87
γ 84.0	7.75	6.51	6.22	7.37
γ 85.0	7.20	6.05	5.74	6.87
γ 86.0	6.73	5.52	5.06	6.20
γ 87.0	6.10	4.91	4.63	5.69
γ 88.0	5.57	4.47	4.18	5.14
γ 89.0	5.07	4.00	4.08	4.82
γ 90.0	4.73	3.91	3.99	4.69
γ 91.0	4.61	3.83	3.90	4.59
γ 92.0	4.51	3.75	3.82	4.47
γ 93.0	4.40	3.67	3.75	4.37

IES Indoor Report**Photometric Filename:CL2-13TW 2700K RA90 Reflector 25D.IES**

Candela Tabulation - (Cont.)

V/H	C0.0	C90.0	C180.0	C270.0
γ 94.0	4.31	3.61	3.68	4.28
γ 95.0	4.22	3.53	3.61	4.20
γ 96.0	4.15	3.48	3.56	4.12
γ 97.0	4.07	3.42	3.49	4.03
γ 98.0	4.00	3.37	3.44	3.96
γ 99.0	3.92	3.33	3.40	3.90
γ 100.0	3.87	3.29	3.36	3.85
γ 101.0	3.82	3.25	3.32	3.79
γ 102.0	3.77	3.22	3.29	3.74
γ 103.0	3.72	3.20	3.27	3.70
γ 104.0	3.68	3.18	3.25	3.67
γ 105.0	3.65	3.16	3.24	3.64
γ 106.0	3.63	3.15	3.23	3.61
γ 107.0	3.60	3.14	3.24	3.59
γ 108.0	3.58	3.12	3.25	3.59
γ 109.0	3.56	3.13	3.24	3.58
γ 110.0	3.55	3.13	3.26	3.57
γ 111.0	3.54	3.13	3.28	3.58
γ 112.0	3.53	3.13	3.30	3.58
γ 113.0	3.52	3.15	3.32	3.59
γ 114.0	3.52	3.15	3.35	3.60
γ 115.0	3.51	3.17	3.38	3.62
γ 116.0	3.51	3.17	3.41	3.63
γ 117.0	3.51	3.20	3.44	3.66
γ 118.0	3.52	3.21	3.49	3.69
γ 119.0	3.54	3.24	3.53	3.71
γ 120.0	3.55	3.27	3.57	3.74
γ 121.0	3.56	3.29	3.62	3.78
γ 122.0	3.59	3.33	3.67	3.82
γ 123.0	3.62	3.36	3.72	3.86
γ 124.0	3.65	3.42	3.78	3.90
γ 125.0	3.68	3.46	3.84	3.96
γ 126.0	3.73	3.51	3.91	4.01
γ 127.0	3.77	3.58	3.98	4.07
γ 128.0	3.82	3.63	4.06	4.12
γ 129.0	3.88	3.70	4.14	4.20
γ 130.0	3.95	3.78	4.23	4.27
γ 131.0	4.02	3.86	4.33	4.35
γ 132.0	4.09	3.95	4.43	4.45
γ 133.0	4.18	4.04	4.54	4.54
γ 134.0	4.26	4.14	4.66	4.65
γ 135.0	4.37	4.24	4.78	4.75
γ 136.0	4.47	4.36	4.90	4.86
γ 137.0	4.58	4.47	5.02	4.98
γ 138.0	4.69	4.59	5.14	5.10
γ 139.0	4.80	4.71	5.27	5.21
γ 140.0	4.92	4.84	5.39	5.32

IES Indoor Report

Photometric Filename:CL2-13TW 2700K RA90 Reflector 25D.IES

Candela Tabulation - (Cont.)

V/H	C0.0	C90.0	C180.0	C270.0
γ 141.0	5.03	4.96	5.52	5.45
γ 142.0	5.15	5.08	5.64	5.57
γ 143.0	5.28	5.20	5.77	5.69
γ 144.0	5.38	5.33	5.89	5.80
γ 145.0	5.51	5.44	6.00	5.91
γ 146.0	5.62	5.56	6.10	6.02
γ 147.0	5.73	5.68	6.20	6.12
γ 148.0	5.84	5.78	6.31	6.21
γ 149.0	5.95	5.89	6.40	6.30
γ 150.0	6.07	6.00	6.49	6.40
γ 151.0	6.17	6.10	6.59	6.48
γ 152.0	6.27	6.19	6.68	6.57
γ 153.0	6.37	6.29	6.76	6.66
γ 154.0	6.47	6.36	6.85	6.74
γ 155.0	6.56	6.46	6.92	6.80
γ 156.0	6.66	6.56	7.00	6.88
γ 157.0	6.74	6.64	7.07	6.95
γ 158.0	6.84	6.72	7.14	7.02
γ 159.0	6.92	6.80	7.21	7.08
γ 160.0	7.01	6.88	7.28	7.15
γ 161.0	7.08	6.96	7.34	7.20
γ 162.0	7.16	7.03	7.41	7.26
γ 163.0	7.23	7.10	7.45	7.31
γ 164.0	7.29	7.16	7.51	7.36
γ 165.0	7.36	7.23	7.56	7.40
γ 166.0	7.42	7.29	7.60	7.45
γ 167.0	7.48	7.35	7.65	7.50
γ 168.0	7.53	7.40	7.68	7.53
γ 169.0	7.58	7.44	7.70	7.56
γ 170.0	7.62	7.49	7.72	7.60
γ 171.0	7.66	7.53	7.76	7.62
γ 172.0	7.70	7.56	7.77	7.65
γ 173.0	7.73	7.60	7.79	7.67
γ 174.0	7.76	7.62	7.82	7.69
γ 175.0	7.78	7.65	7.83	7.72
γ 176.0	7.81	7.68	7.85	7.75
γ 177.0	7.83	7.72	7.87	7.79
γ 178.0	7.86	7.75	7.89	7.81
γ 179.0	7.88	7.76	7.90	7.83
γ 180.0	7.86	7.86	7.86	7.86
